

# E

## State Profile

| <b>S.NO.</b> | <b>States/UTs</b>          | <b>Page No.</b>      |
|--------------|----------------------------|----------------------|
| 1            | <i>Andhra Pradesh</i>      | <i>E. 1 - E. 4</i>   |
| 2            | <i>Arunachal Pradesh</i>   | <i>E. 5 – E. 8</i>   |
| 3            | <i>Assam</i>               | <i>E. 9 – E.12</i>   |
| 4            | <i>Bihar</i>               | <i>E.13 – E.17</i>   |
| 5            | <i>Chhattisgarh</i>        | <i>E.18 – E.21</i>   |
| 6            | <i>Goa</i>                 | <i>E.22 – E.25</i>   |
| 7            | <i>Gujarat</i>             | <i>E.26 – E.29</i>   |
| 8            | <i>Haryana</i>             | <i>E.30 – E.33</i>   |
| 9            | <i>Himachal Pradesh</i>    | <i>E.34 – E.37</i>   |
| 10           | <i>Jammu &amp; Kashmir</i> | <i>E.38 – E.41</i>   |
| 11           | <i>Jharkhand</i>           | <i>E.42 – E.45</i>   |
| 12           | <i>Karnataka</i>           | <i>E.46 -- E.49</i>  |
| 13           | <i>Kerala</i>              | <i>E.50 – E.53</i>   |
| 14           | <i>Madhya Pradesh</i>      | <i>E.54 – E.58</i>   |
| 15           | <i>Maharashtra</i>         | <i>E.59 – E.63</i>   |
| 16           | <i>Manipur</i>             | <i>E.64 – E.67</i>   |
| 17           | <i>Meghalaya</i>           | <i>E.68 – E.71</i>   |
| 18           | <i>Mizoram</i>             | <i>E.72 – E.75</i>   |
| 19           | <i>Nagaland</i>            | <i>E.76 – E.79</i>   |
| 20           | <i>Orissa</i>              | <i>E.80 – E.83</i>   |
| 21           | <i>Punjab</i>              | <i>E.84 – E.87</i>   |
| 22           | <i>Rajasthan</i>           | <i>E.88 – E.91</i>   |
| 23           | <i>Sikkim</i>              | <i>E.92 – E.95</i>   |
| 24           | <i>Tamil Nadu</i>          | <i>E.96 – E.99</i>   |
| 25           | <i>Tripura</i>             | <i>E.100 – E.103</i> |
| 26           | <i>Uttar Pradesh</i>       | <i>E.104 – E.108</i> |
| 27           | <i>Uttarakhand</i>         | <i>E.109 – E.112</i> |
| 28           | <i>West Bengal</i>         | <i>E.113 – E.116</i> |
| 29           | <i>A&amp;N Islands</i>     | <i>E.117 – E.120</i> |
| 30           | <i>Chandigarh</i>          | <i>E.121 – E.123</i> |
| 31           | <i>D&amp;N Haveli</i>      | <i>E.124 – E.125</i> |
| 32           | <i>Daman &amp; Diu</i>     | <i>E.126 – E.128</i> |
| 33           | <i>Delhi</i>               | <i>E.129 – E.131</i> |
| 34           | <i>Lakshadweep</i>         | <i>E.132 – E.133</i> |
| 35           | <i>Puducherry</i>          | <i>E.134 – E.136</i> |

## ANDHRA PRADESH

**Total Population: 7, 62, 10,007**  
(as per 2001 Census)

**Estimated 2005 Population: 79852**  
(in 000)

**Literacy Rates:**

**Total : 60.47**  
**Male : 70.32**  
**Female : 50.43**



### A: School Education

**No. of Institutions:** (Figures in numbers)

| Years   | Number of Schools |               |           |               |
|---------|-------------------|---------------|-----------|---------------|
|         | Primary           | Upper Primary | Secondary | Sr. Secondary |
| 2001-02 | 58249             | 14472         | 11464     | 2791          |
| 2002-03 | 61167             | 15054         | 12371     | 2861          |
| 2003-04 | 63897             | 15215         | 13160     | 3267          |
| 2004-05 | 61680             | 16667         | 14342     | 3368          |
| 2005-06 | 62159             | 17290         | 15437     | 3810          |

**Enrolment** (Figures in numbers)

| Years   | Enrolment in Classes |         |         |         |
|---------|----------------------|---------|---------|---------|
|         | I-V                  | VI-VIII | IX-X    | XI-XII  |
| 2001-02 | 8626241              | 3089951 | 1355406 | 1089661 |
| 2002-03 | 8615608              | 3366950 | 1463352 | 1105571 |
| 2003-04 | 7975659              | 3502469 | 1596861 | 1294617 |
| 2004-05 | 7692411              | 3643030 | 1768327 | 1391722 |
| 2005-06 | 7391922              | 3731018 | 1903449 | 1384886 |

**Gross Enrolment Ratio**

| Years   | Gross Enrolment Ratio in Classes |         |        |
|---------|----------------------------------|---------|--------|
|         | I-V                              | VI-VIII | IX-XII |
| 2001-02 | 103.97                           | 52.28   | 34.22  |
| 2002-03 | 95.93                            | 63.12   | 40.12  |
| 2003-04 | 87.72                            | 64.86   | 44.61  |
| 2004-05 | 96.71                            | 71.76   | 47.66  |
| 2005-06 | 94.87                            | 73.91   | 48.93  |

**Drop-out Rates**

| Years   | Drop-out Rates in Classes |        |       |
|---------|---------------------------|--------|-------|
|         | I-V                       | I-VIII | I-X   |
| 2001-02 | 43.03                     | 63.09  | 70.12 |
| 2002-03 | 41.71                     | 59.94  | 68.95 |
| 2003-04 | 42.61                     | 59.79  | 66.70 |
| 2004-05 | 31.95                     | 59.36  | 63.69 |
| 2005-06 | 24.75                     | 59.07  | 63.67 |

**No. of Teachers**

(Figures in number)

| Years   | Number of Teachers in |                       |                   |                       |
|---------|-----------------------|-----------------------|-------------------|-----------------------|
|         | Primary Schools       | Upper Primary Schools | Secondary Schools | Sr. Secondary Schools |
| 2001-02 | 127321                | 85263                 | 145246            | 30229                 |
| 2002-03 | 179961                | 108222                | 142149            | 37271                 |
| 2003-04 | 172601                | 100365                | 140826            | 39830                 |
| 2004-05 | 166935                | 103985                | 140399            | 43960                 |
| 2005-06 | 166790                | 106215                | 142544            | 44323                 |

**Pupil Teacher Ratio**

| Years   | Pupil Teacher Ratio in |                       |                   |                       |
|---------|------------------------|-----------------------|-------------------|-----------------------|
|         | Primary Schools        | Upper Primary Schools | Secondary Schools | Sr. Secondary Schools |
| 2001-02 | 41                     | 39                    | 34                | 38                    |
| 2002-03 | 33                     | 30                    | 29                | 32                    |
| 2003-04 | 35                     | 31                    | 31                | 34                    |
| 2004-05 | 33                     | 31                    | 33                | 33                    |
| 2005-06 | 32                     | 30                    | 34                | 33                    |

**Gender Parity Index**

| Years   | Gender Parity Index in Classes |         |        |
|---------|--------------------------------|---------|--------|
|         | I-V                            | VI-VIII | IX-XII |
| 2001-02 | 0.99                           | 0.86    | 0.75   |
| 2002-03 | 1.01                           | 0.92    | 0.79   |
| 2003-04 | 1.01                           | 0.93    | 0.81   |
| 2004-05 | 1.01                           | 0.95    | 0.82   |
| 2005-06 | 1.01                           | 0.96    | 0.85   |

**Number of Girls per 100 Boys**

| Years   | Number of Girls per 100 Boys in Classes |         |        |
|---------|---|---------|--------|
|         | I-V                                     | VI-VIII | IX-XII |
| 2001-02 | 97                                      | 84      | 71     |
| 2002-03 | 97                                      | 86      | 73     |
| 2003-04 | 97                                      | 88      | 75     |
| 2004-05 | 98                                      | 90      | 77     |
| 2005-06 | 98                                      | 91      | 80     |

## B. Tertiary Education:

### Number of Institutions

(Figures in number)

| Institutions/Universities                     | 2001-02 | 2002-03 | 2003-04 | 2004-05 | 2005-06 |
|---|---------|---------|---------|---------|---------|
| Universities                                  | 18      | 18      | 18      | 18      | 16      |
| Deemed to be Universities                     | 4       | 5       | 5       | 5       | 5       |
| Instt. of National Importance                 | 0       | 0       | 0       | 0       | 0       |
| Research Institutes                           | 5       | 5       | 5       | 5       | 5       |
| Colleges for General Education                | 1080    | 1197    | 1330    | 1340    | 1603    |
| Engg., Tech & Arch. Collages                  | 164     | 222     | 238     | 261     | 278     |
| Medical Colleges (Allo./ Ayur./ Homeo/ Unani) | 29      | 30      | 53      | 53      | 311     |

### Enrolment

(Figures in number)

| Courses  | Enrolment during the year |               |               |                |                |
|--|---------------------------|---------------|---------------|----------------|----------------|
|  | 2001-02                   | 2002-03       | 2003-04       | 2004-05        | 2005-06        |
| Ph.D/D.Sc./D.Phill.  | 6815                      | 7168          | 4939          | 4752           | 6129           |
| M.A.   | 13647                     | 15066         | 14312         | 14477          | 18777          |
| M.Sc.  | 15982                     | 24425         | 16613         | 17053          | 21129          |
| M.Com.   | 5241                      | 5727          | 6079          | 6375           | 7567           |
| B.A./B.A. (Hons)   | 167774                    | 172237        | 171323        | 171808         | 171808         |
| B.Sc./B.Sc.(Hons.)   | 209832                    | 214438        | 224149        | 219501         | 243961         |
| B.Com./B.Com(Hons.)  | 161388                    | 166039        | 170169        | 178655         | 184479         |
| B.E./B.Sc.(Engg/B.Arch.)                                       | 74272                     | 126078        | 148160        | 194793         | 330086         |
| Medicine, Dentistry, Nursing, Pharmacy, Ayurvedic & Unani etc. | 12962                     | 14088         | 12553         | 15671          | 23019          |
| B.Ed. & B.T.   | 10298                     | 10439         | 11448         | 12221          | 36332          |
| Open University  | -                         | -             | -             | -              | 97083          |
| Polytechnic  | -                         | -             | -             | -              | 49320          |
| Others   | 15668                     | 13972         | 18112         | 221413         | 221413         |
| <b>Total</b>   | <b>693879</b>             | <b>769677</b> | <b>797857</b> | <b>1056719</b> | <b>1411103</b> |

## C: Expenditure on Education:

| Year    | Gross State Domestic Product (GSDP) | Expenditure on Education | Expenditure on Education as percentage of GSDP |
|---------|-------------------------------------|--------------------------|--|
| 2001-02 | 157150                              | 4866.26                  | 3.10   |
| 2002-03 | 168143                              | 5039.44                  | 3.00   |
| 2003-04 | 190880                              | 4468.28                  | 2.34   |
| 2004-05 | 210449                              | 4365.65                  | 2.07   |
| 2005-06 | 236034                              | 5235.39                  | 2.22   |

## D. District-wise Statistics-2005-06

| S.No.        | District Name | No. of Schools |              |              |                         | Enrolment      |                |                | Teachers      |               |                         |
|--------------|---------------|----------------|--------------|--------------|-------------------------|----------------|----------------|----------------|---------------|---------------|-------------------------|
|              |               | PPS            | PS           | MS           | HS/HSS/<br>INTERMEDIATE | I-V            | VI-VIII        | IX-XII         | PS            | MS            | HS/HSS/<br>INTERMEDIATE |
| 1            | 2             | 3              | 4            | 5            | 6                       | 7              | 8              | 9              | 10            | 11            | 12                      |
| 1            | Sirkakulam    | 0              | 2587         | 845          | 549                     | 223359         | 118875         | 105212         | 4815          | 4673          | 4434                    |
| 2            | Vizianagaram  | 0              | 2379         | 497          | 458                     | 223239         | 96953          | 84512          | 5826          | 3264          | 4056                    |
| 3            | Visakhapatnam | 0              | 3080         | 648          | 738                     | 322724         | 168223         | 161303         | 6385          | 3460          | 8070                    |
| 4            | East Godavari | 0              | 3208         | 897          | 992                     | 388590         | 219828         | 192055         | 8633          | 5244          | 9822                    |
| 5            | West Godavari | 0              | 2545         | 496          | 661                     | 276267         | 153881         | 136994         | 7041          | 3058          | 6977                    |
| 6            | Krishna       | 0              | 2507         | 836          | 747                     | 319792         | 160976         | 172001         | 6814          | 5146          | 9073                    |
| 7            | Guntur        | 0              | 2883         | 585          | 780                     | 332427         | 154607         | 153345         | 7745          | 3164          | 9004                    |
| 8            | Prakasam      | 0              | 2939         | 571          | 631                     | 291961         | 114268         | 96898          | 7210          | 3306          | 6066                    |
| 9            | Nellore       | 0              | 2924         | 717          | 624                     | 227001         | 110904         | 108091         | 7011          | 3956          | 6070                    |
| 10           | Chittoor      | 0              | 4499         | 1014         | 960                     | 332528         | 188073         | 158891         | 9692          | 5964          | 8792                    |
| 11           | Cudappah      | 0              | 3203         | 662          | 778                     | 278964         | 132612         | 105678         | 8008          | 4102          | 7347                    |
| 12           | Ananthpur     | 0              | 3093         | 981          | 710                     | 344249         | 185485         | 145903         | 7273          | 5104          | 6458                    |
| 13           | Kurnool       | 0              | 1993         | 963          | 678                     | 394515         | 160820         | 125456         | 6392          | 6036          | 6819                    |
| 14           | Mehbubnagar   | 0              | 2862         | 985          | 878                     | 394260         | 168762         | 127840         | 7362          | 6113          | 7574                    |
| 15           | Rangareddy    | 0              | 2438         | 819          | 1373                    | 481480         | 239624         | 223288         | 9599          | 6314          | 14855                   |
| 16           | Hyderabad     | 0              | 1405         | 470          | 1350                    | 421701         | 221619         | 240232         | 9219          | 4134          | 16071                   |
| 17           | Medak         | 0              | 2035         | 705          | 714                     | 293015         | 138571         | 102777         | 4597          | 3961          | 5941                    |
| 18           | Nizamabad     | 0              | 1769         | 637          | 706                     | 250592         | 123510         | 96654          | 5021          | 4412          | 5941                    |
| 19           | Adilabad      | 0              | 3141         | 814          | 750                     | 294210         | 150576         | 114683         | 6874          | 4758          | 6420                    |
| 20           | Karim Nagar   | 0              | 2610         | 961          | 1261                    | 363278         | 208922         | 184239         | 8599          | 6646          | 10650                   |
| 21           | Warangal      | 0              | 2846         | 817          | 1166                    | 353373         | 187652         | 174590         | 8870          | 5427          | 10758                   |
| 22           | Khammam       | 0              | 2397         | 770          | 689                     | 243487         | 141914         | 117970         | 5717          | 4066          | 6514                    |
| 23           | Nalgonda      | 0              | 2816         | 600          | 1054                    | 340910         | 184363         | 159723         | 8087          | 3907          | 9155                    |
| <b>Total</b> |               | <b>0</b>       | <b>62159</b> | <b>17290</b> | <b>19247</b>            | <b>7391922</b> | <b>3731018</b> | <b>3288335</b> | <b>166790</b> | <b>106215</b> | <b>186867</b>           |

PPS – Pre-Primary Schools

PS – Primary Schools

MS – Middle Schools

HS/HSS/Intermediate - High School/ Hr. Secondary Schools/ Intermediate Schools

## ARUNACHAL PRADESH

**Total Population: 1,097,968**  
(as per 2001 census)

**Estimated 2005 Population: 1155**  
(in 000)

**Literacy Rates:**

**Total : 54.34**  
**Male : 63.83**  
**Female : 43.53**



### A: School Education

**No. of Institutions:** (Figures in number)

| Years   | Number of Schools |               |           |               |
|---------|-------------------|---------------|-----------|---------------|
|         | Primary           | Upper Primary | Secondary | Sr. Secondary |
| 2001-02 | 1315              | 347           | 120       | 71            |
| 2002-03 | 1337              | 360           | 132       | 72            |
| 2003-04 | 1364              | 449           | 130       | 74            |
| 2004-05 | 1371              | 495           | 136       | 78            |
| 2005-06 | 1380              | 528           | 142       | 81            |

**Enrolment** (Figures in numbers)

| Years   | Enrolment in Classes |         |       |        |
|---------|----------------------|---------|-------|--------|
|         | I-V                  | VI-VIII | IX-X  | XI-XII |
| 2001-02 | 162495               | 53917   | 23391 | 11143  |
| 2002-03 | 171792               | 58417   | 24715 | 13252  |
| 2003-04 | 180253               | 57374   | 25833 | 13231  |
| 2004-05 | 184673               | 59670   | 27343 | 14176  |
| 2005-06 | 195590               | 64071   | 28605 | 13948  |

**Gross Enrolment Ratio**

| Years   | Gross Enrolment Ratio in Classes |         |       |
|---------|----------------------------------|---------|-------|
|         | I-V                              | VI-VIII | IX-X  |
| 2001-02 | 114.43                           | 70.02   | 35.04 |
| 2002-03 | 105.93                           | 65.69   | 38.14 |
| 2003-04 | 109.56                           | 63.60   | 38.68 |
| 2004-05 | 123.12                           | 75.53   | 42.37 |
| 2005-06 | 132.16                           | 81.10   | 42.55 |

**Drop-out Rates**

| Years   | Drop-out Rates in Classes |        |       |
|---------|---------------------------|--------|-------|
|         | I-V                       | I-VIII | I-X   |
| 2001-02 | 49.77                     | 60.62  | 76.04 |
| 2002-03 | 37.94                     | 58.01  | 71.66 |
| 2003-04 | 46.34                     | 63.52  | 72.09 |
| 2004-05 | 46.85                     | 62.63  | 70.79 |
| 2005-06 | 38.02                     | 54.11  | 70.25 |

**No. of Teachers**

(Figures in numbers)

| Years   | Number of Teachers in |                       |                   |                       |
|---------|-----------------------|-----------------------|-------------------|-----------------------|
|         | Primary Schools       | Upper Primary Schools | Secondary Schools | Sr. Secondary Schools |
| 2001-02 | 3461                  | 2676                  | 1718              | 1808                  |
| 2002-03 | 3218                  | 2864                  | 1895              | 1985                  |
| 2003-04 | 3195                  | 2969                  | 1641              | 1841                  |
| 2004-05 | 3630                  | 3069                  | 1662              | 1894                  |
| 2005-06 | 3790                  | 3494                  | 1858              | 1965                  |

**Pupil Teacher Ratio**

| Years   | Pupil Teacher Ratio in |                       |                   |                       |
|---------|------------------------|-----------------------|-------------------|-----------------------|
|         | Primary Schools        | Upper Primary Schools | Secondary Schools | Sr. Secondary Schools |
| 2001-02 | 34                     | 28                    | 26                | 30                    |
| 2002-03 | 27                     | 25                    | 27                | 29                    |
| 2003-04 | 39                     | 28                    | 27                | 31                    |
| 2004-05 | 34                     | 30                    | 28                | 31                    |
| 2005-06 | 32                     | 30                    | 26                | 30                    |

**Gender Parity Index**

| Years   | Gender Parity Index in Classes |         |        |
|---------|--------------------------------|---------|--------|
|         | I-V                            | VI-VIII | IX-XII |
| 2001-02 | 0.83                           | 0.89    | 0.73   |
| 2002-03 | 0.88                           | 0.88    | 0.74   |
| 2003-04 | 0.90                           | 0.87    | 0.75   |
| 2004-05 | 0.89                           | 0.85    | 0.82   |
| 2005-06 | 0.90                           | 0.85    | 0.78   |

**Number of Girls per 100 Boys**

| Years   | Number of Girls per 100 Boys in Classes |         |        |
|---------|---|---------|--------|
|         | I-V                                     | VI-VIII | IX-XII |
| 2001-02 | 83                                      | 83      | 65     |
| 2002-03 | 84                                      | 85      | 70     |
| 2003-04 | 85                                      | 84      | 70     |
| 2004-05 | 85                                      | 82      | 70     |
| 2005-06 | 85                                      | 83      | 72     |

## B. Tertiary Education:

### Number of Institutions

(Figures in number)

| Institutions/Universities                     | 2001-02 | 2002-03 | 2003-04 | 2004-05 | 2005-06 |
|---|---------|---------|---------|---------|---------|
| Universities                                  | 1       | 1       | 1       | 1       | 1       |
| Deemed to be Universities                     | 0       | 0       | 0       | 0       | 1       |
| Instt. of National Importance                 | 0       | 0       | 0       | 0       | 0       |
| Research Institutes                           | 0       | 0       | 3       | 3       | 3       |
| Colleges for General Education                | 7       | 8       | 10      | 10      | 10      |
| Engg., Tech & Arch. Collages                  | 1       | 1       | 1       | 1       | 1       |
| Medical Colleges (Allo./ Ayur./ Homeo/ Unani) | 0       | 0       | 1       | 1       | 1       |

### Enrolment

(Figures in number)

| Courses  | Enrolment during the year |         |         |         |         |
|--|---------------------------|---------|---------|---------|---------|
|  | 2001-02                   | 2002-03 | 2003-04 | 2004-05 | 2005-06 |
| Ph.D/D.Sc./D.Phill.  | 10                        | 35      | 22      | 35      | 29      |
| M.A.   | 384                       | 411     | 420     | 447     | 516     |
| M.Sc.  | 43                        | 46      | 46      | 55      | 58      |
| M.Com.   | 14                        | 16      | 27      | 36      | 37      |
| B.A./B.A. (Hons)   | 4400                      | 4543    | 5226    | 4839    | 5756    |
| B.Sc./B.Sc.(Hons.)   | 304                       | 417     | 354     | 368     | 391     |
| B.Com./B.Com(Hons.)  | 352                       | 323     | 363     | 308     | 359     |
| B.E./B.Sc.(Engg/B.Arch.)                                       | 396                       | 804     | 337     | 360     | 672     |
| Medicine, Dentistry, Nursing, Pharmacy, Ayurvedic & Unani etc. | 0                         | 0       | 72      | 85      | 90      |
| B.Ed. & B.T.   | 60                        | 60      | 60      | 60      | 59      |
| Open University  | -                         | -       | -       | -       | 00      |
| Polytechnic  | -                         | -       | -       | -       | 720     |
| Others   | 0                         | 0       | 60      | 152     | 152     |
| Total  | 5963                      | 6655    | 6987    | 6745    | 8839    |

## C: Expenditure on Education:

| Year    | Gross State Domestic Product(GSDP) | Expenditure on Education | Expenditure on Education as percentage of GSDP |
|---------|------------------------------------|--------------------------|--|
| 2001-02 | 2127                               | 145.88                   | 6.86   |
| 2002-03 | 2103                               | 165.44                   | 7.87   |
| 2003-04 | 2408                               | 172.98                   | 7.18   |
| 2004-05 | 2788                               | 221.97                   | 7.96   |
| 2005-06 | 2987                               | 234.48                   | 7.85   |



## D. District-wise Statistics-2005-06

(Figures in number)

|              | District Name      | No. of Schools |             |            |                         | Enrolment     |              |              | Teachers    |             |                         |
|--------------|--------------------|----------------|-------------|------------|-------------------------|---------------|--------------|--------------|-------------|-------------|-------------------------|
|              |                    | PPS            | PS          | MS         | HS/HSS/<br>INTERMEDIATE | I-V           | VI-VIII      | IX-XII       | PS          | MS          | HS/HSS/<br>INTERMEDIATE |
| 1            | 2                  | 3              | 4           | 5          | 6                       | 7             | 8            | 9            | 10          | 11          | 12                      |
| 1            | Anzaw              | 0              | 39          | 9          | 3                       | 2219          | 654          | 244          | 43          | 46          | 50                      |
| 2            | Changlang          | 0              | 144         | 34         | 18                      | 14992         | 6114         | 3768         | 292         | 248         | 323                     |
| 3            | Dibang Valley      | 1              | 9           | 5          | 1                       | 1557          | 1320         | 650          | 33          | 20          | 22                      |
| 4            | East Kameng        | 0              | 122         | 30         | 10                      | 10665         | 3398         | 2147         | 279         | 112         | 181                     |
| 5            | East Siang         | 0              | 110         | 40         | 18                      | 14819         | 6714         | 5249         | 500         | 522         | 398                     |
| 6            | Kurung Kumey       | 0              | 64          | 38         | 6                       | 12752         | 2119         | 1084         | 138         | 118         | 62                      |
| 7            | Lohit              | 2              | 90          | 49         | 22                      | 15765         | 6419         | 3552         | 202         | 323         | 344                     |
| 8            | Lower Dibang Valle | 3              | 32          | 14         | 13                      | 7925          | 3134         | 2238         | 144         | 185         | 205                     |
| 9            | Lower Subansiri    | 0              | 52          | 34         | 17                      | 13849         | 3027         | 3685         | 305         | 258         | 332                     |
| 10           | Papum Pare         | 7              | 125         | 53         | 33                      | 29034         | 8532         | 6481         | 536         | 406         | 648                     |
| 11           | Tawang             | 0              | 57          | 23         | 8                       | 5108          | 1405         | 895          | 166         | 134         | 106                     |
| 12           | Tirap              | 0              | 124         | 36         | 15                      | 14622         | 4433         | 2485         | 207         | 227         | 289                     |
| 13           | Upper Siang        | 0              | 47          | 20         | 6                       | 5528          | 1753         | 1155         | 112         | 105         | 78                      |
| 14           | Upper Subansiri    | 3              | 98          | 39         | 11                      | 13146         | 3449         | 1785         | 209         | 170         | 114                     |
| 15           | West Kameng        | 0              | 104         | 39         | 14                      | 11184         | 4003         | 2326         | 296         | 192         | 242                     |
| 16           | West Siang         | 5              | 163         | 65         | 28                      | 22425         | 7597         | 4809         | 328         | 428         | 429                     |
| <b>Total</b> |                    | <b>21</b>      | <b>1380</b> | <b>528</b> | <b>223</b>              | <b>195590</b> | <b>64071</b> | <b>42553</b> | <b>3790</b> | <b>3494</b> | <b>3823</b>             |

PPS – Pre-Primary Schools

PS – Primary Schools

MS – Middle Schools

HS/HSS/Intermediate - High School/ Hr. Secondary Schools/ Intermediate Schools

## ASSAM

**Total Population: 26,655,528**  
(as per 2001 Census)

**Estimated 2005 Population: 28273**  
(in 000)

**Literacy Rates:**

**Total : 63.25**  
**Male : 71.28**  
**Female : 54.61**



### A: School Education

**No. of Institutions:**

(Figures in numbers)

| Years   | Number of Schools |               |           |               |
|---------|-------------------|---------------|-----------|---------------|
|         | Primary           | Upper Primary | Secondary | Sr. Secondary |
| 2001-02 | 33236             | 8019          | 4136      | 696           |
| 2002-03 | 30045             | 7704          | 3719      | 1017          |
| 2003-04 | 30068             | 8143          | 4607      | 731           |
| 2004-05 | 30068             | 8143          | 4629      | 745           |
| 2005-06 | 30499             | 9716          | 4776      | 751           |

**Enrolment**

(Figures in numbers)

| Years   | Enrolment in Classes |         |        |        |
|---------|----------------------|---------|--------|--------|
|         | I-V                  | VI-VIII | IX-X   | XI-XII |
| 2001-02 | 4080610              | 1518648 | 592647 | 329888 |
| 2002-03 | 3128986              | 1058295 | 497500 | 192586 |
| 2003-04 | 3232547              | 1338210 | 621025 | 345806 |
| 2004-05 | 3510665              | 1389755 | 624501 | 174891 |
| 2005-06 | 3550745              | 1463177 | 636733 | 179312 |

**Gross Enrolment Ratio**

| Years   | Gross Enrolment Ratio in Classes |         |        |
|---------|----------------------------------|---------|--------|
|         | I-V                              | VI-VIII | IX-XII |
| 2001-02 | 117.43                           | 70.63   | 35.98  |
| 2002-03 | 86.83                            | 51.22   | 29.65  |
| 2003-04 | 88.16                            | 63.65   | 40.83  |
| 2004-05 | 105.20                           | 69.70   | 32.23  |
| 2005-06 | 107.11                           | 72.83   | 32.08  |

**Drop-out Rates**

| Years   | Drop-out Rates in Classes |        |       |
|---------|---------------------------|--------|-------|
|         | I-V                       | I-VIII | I-X   |
| 2001-02 | 48.64                     | 69.21  | 75.61 |
| 2002-03 | 61.17                     | 68.76  | 74.91 |
| 2003-04 | 53.15                     | 70.81  | 74.84 |
| 2004-05 | 50.07                     | 73.38  | 74.96 |
| 2005-06 | 47.78                     | 73.48  | 76.66 |

**No. of Teachers**

(Figures in numbers)

| Years   | Number of Teachers in |                       |                   |                       |
|---------|-----------------------|-----------------------|-------------------|-----------------------|
|         | Primary Schools       | Upper Primary Schools | Secondary Schools | Sr. Secondary Schools |
| 2001-02 | 87317                 | 57698                 | 47852             | 21729                 |
| 2002-03 | 86112                 | 58703                 | 44850             | 22626                 |
| 2003-04 | 83919                 | 73147                 | 54224             | 22815                 |
| 2004-05 | 82888                 | 73062                 | 54344             | 22909                 |
| 2005-06 | 85515                 | 74573                 | 55973             | 22981                 |

**Pupil Teacher Ratio**

| Years   | Pupil Teacher Ratio in |                       |                   |                       |
|---------|------------------------|-----------------------|-------------------|-----------------------|
|         | Primary Schools        | Upper Primary Schools | Secondary Schools | Sr. Secondary Schools |
| 2001-02 | 38                     | 25                    | 21                | 32                    |
| 2002-03 | 30                     | 16                    | 18                | 21                    |
| 2003-04 | 40                     | 17                    | 20                | 24                    |
| 2004-05 | 42                     | 16                    | 20                | 24                    |
| 2005-06 | 45                     | 15                    | 19                | 24                    |

**Gender Parity Index**

| Years   | Gender Parity Index in Classes |         |        |
|---------|--------------------------------|---------|--------|
|         | I-V                            | VI-VIII | IX-XII |
| 2001-02 | 0.84                           | 0.79    | 0.74   |
| 2002-03 | 0.97                           | 0.97    | 0.93   |
| 2003-04 | 1.00                           | 0.93    | 0.78   |
| 2004-05 | 0.99                           | 0.93    | 0.79   |
| 2005-06 | 1.00                           | 0.93    | 0.79   |

**Number of Girls per 100 Boys**

| Years   | Number of Girls per 100 Boys in Classes |         |        |
|---------|---|---------|--------|
|         | I-V                                     | VI-VIII | IX-XII |
| 2001-02 | 82                                      | 77      | 71     |
| 2002-03 | 93                                      | 92      | 85     |
| 2003-04 | 96                                      | 88      | 71     |
| 2004-05 | 96                                      | 89      | 74     |
| 2005-06 | 97                                      | 89      | 74     |

## B. Tertiary Education:

### Number of Institutions

(Figures in number)

| Institutions/Universities                     | 2001-02 | 2002-03 | 2003-04 | 2004-05 | 2005-06 |
|---|---------|---------|---------|---------|---------|
| Universities                                  | 5       | 5       | 5       | 5       | 5       |
| Deemed to be Universities                     | 0       | 1       | 1       | 1       | 1       |
| Instt. of National Importance                 | 1       | 1       | 1       | 1       | 1       |
| Research Institutes                           | 0       | 0       | 0       | 0       | 0       |
| Colleges for General Education                | 298     | 309     | 317     | 317     | 348     |
| Engg., Tech & Arch. Collages                  | 3       | 3       | 3       | 3       | 4       |
| Medical Colleges (Allo./ Ayur./ Homeo/ Unani) | 7       | 7       | 7       | 7       | 10      |

### Enrolment

(Figures in number)

| Courses  | Enrolment during the year |         |         |         |         |
|--|---------------------------|---------|---------|---------|---------|
|  | 2001-02                   | 2002-03 | 2003-04 | 2004-05 | 2005-06 |
| Ph.D/D.Sc./D.Phill.  | 744                       | 750     | 752     | 746     | 437     |
| M.A.   | 7442                      | 7504    | 7531    | 7612    | 5307    |
| M.Sc.  | 3944                      | 3976    | 3994    | 3832    | 2099    |
| M.Com.   | 1077                      | 1085    | 1094    | 1002    | 362     |
| B.A./B.A. (Hons)   | 139919                    | 141515  | 144605  | 142284  | 153927  |
| B.Sc./B.Sc.(Hons.)   | 33346                     | 30693   | 31507   | 28743   | 26030   |
| B.Com./B.Com(Hons.)  | 18051                     | 16234   | 16696   | 15014   | 10967   |
| B.E./B.Sc.(Engg/B.Arch.)                                       | 4137                      | 3807    | 3810    | 3354    | 2768    |
| Medicine, Dentistry, Nursing, Pharmacy, Ayurvedic & Unani etc. | 2550                      | 2552    | 2556    | 2595    | 3007    |
| B.Ed.  | 2943                      | 2340    | 2387    | 2345    | 2553    |
| Open.  | -                         | -       | -       | -       | 00      |
| Polytechnic  | -                         | -       | -       | -       | 3379    |
| Others   | 10351                     | 32295   | 7378    | 6815    | 6815    |
| Total  | 224504                    | 242751  | 222310  | 214342  | 217652  |

## C: Expenditure on Education:

| Year    | Gross State Domestic Product (GSDP) | Expenditure on Education | Expenditure on Education as percentage of GSDP |
|---------|-------------------------------------|--------------------------|--|
| 2001-02 | 38913                               | 2010.50                  | 5.17   |
| 2002-03 | 43407                               | 2001.65                  | 4.61   |
| 2003-04 | 47305                               | 2511.13                  | 5.31   |
| 2004-05 | 52920                               | 2624.27                  | 4.96   |
| 2005-06 | 57543                               | 3722.00                  | 6.47   |

## D: District-wise Statistics: 2005-06

(Fig. in numbers)

|              | District Name  | No. of Schools |              |             |                         | Enrolment      |                |               | Teachers     |              |                         |
|--------------|----------------|----------------|--------------|-------------|-------------------------|----------------|----------------|---------------|--------------|--------------|-------------------------|
|              |                | PPS            | PS           | MS          | HS/HSS/<br>INTERMEDIATE | I-V            | VI-VIII        | IX-XII        | PPS/<br>PS   | MS           | HS/HSS/<br>INTERMEDIATE |
| 1            | 2              | 3              | 4            | 5           | 6                       | 7              | 8              | 9             | 10           | 11           | 12                      |
| 1            | Barpeta        | 17             | 1840         | 693         | 342                     | 229357         | 101983         | 57378         | 4173         | 5125         | 5768                    |
| 2            | Bongaigaon     | 5              | 966          | 340         | 207                     | 111538         | 44992          | 27596         | 2591         | 2429         | 2411                    |
| 3            | Cachar         | 2              | 1610         | 408         | 249                     | 195690         | 81453          | 37452         | 3889         | 3422         | 4229                    |
| 4            | Darrang        | 11             | 1523         | 450         | 273                     | 184594         | 77834          | 40464         | 3991         | 3503         | 3759                    |
| 5            | Dhemaji        | 9              | 847          | 302         | 241                     | 63425          | 36695          | 14940         | 2261         | 2532         | 2806                    |
| 6            | Dhubri         | 0              | 1449         | 607         | 194                     | 254548         | 60706          | 33607         | 2998         | 3519         | 2823                    |
| 7            | Dibrugarh      | 12             | 1335         | 322         | 183                     | 141024         | 55928          | 33205         | 3588         | 2266         | 2686                    |
| 8            | Goalpara       | 7              | 942          | 302         | 166                     | 119102         | 38699          | 20350         | 2248         | 2015         | 2078                    |
| 9            | Golaghat       | 0              | 1004         | 343         | 191                     | 99056          | 51665          | 30283         | 2442         | 2261         | 2970                    |
| 10           | Hailakaudi     | 2              | 1003         | 323         | 60                      | 84844          | 28470          | 8020          | 2584         | 2441         | 1034                    |
| 11           | Jorhat         | 18             | 1570         | 449         | 287                     | 101518         | 70135          | 54383         | 3391         | 3141         | 4571                    |
| 12           | Kamrup         | 49             | 2182         | 762         | 595                     | 234198         | 141719         | 98668         | 6896         | 6283         | 8300                    |
| 13           | Karbi- Anglong | 0              | 1416         | 372         | 211                     | 192550         | 52182          | 13917         | 2890         | 2067         | 2277                    |
| 14           | Karimganj      | 4              | 1245         | 327         | 118                     | 194477         | 52996          | 22873         | 2795         | 2448         | 2035                    |
| 15           | Kokrajhar      | 2              | 1076         | 323         | 150                     | 92106          | 42680          | 19522         | 2481         | 2488         | 1969                    |
| 16           | Lakhimpur      | 1              | 1378         | 648         | 371                     | 106660         | 61097          | 50866         | 5023         | 5400         | 4543                    |
| 17           | Morigaon       | 0              | 816          | 283         | 158                     | 113573         | 50378          | 21822         | 1899         | 2123         | 1967                    |
| 18           | N.C.Hill       | 21             | 712          | 214         | 88                      | 43915          | 16157          | 5610          | 2879         | 1401         | 1065                    |
| 19           | Nagaon         | 9              | 2038         | 651         | 367                     | 324365         | 105070         | 59594         | 5903         | 5129         | 6331                    |
| 20           | Nalbari        | 0              | 1484         | 598         | 346                     | 128170         | 86673          | 60277         | 4793         | 4788         | 5290                    |
| 21           | Sibsagar       | 12             | 1713         | 472         | 241                     | 151664         | 75025          | 47423         | 9296         | 5406         | 3685                    |
| 22           | Sonitpur       | 13             | 1386         | 314         | 279                     | 248300         | 80327          | 33723         | 3757         | 2640         | 3790                    |
| 23           | Tinsukia       | 5              | 964          | 213         | 210                     | 136071         | 50313          | 24072         | 2747         | 1746         | 2567                    |
| <b>Total</b> |                | <b>199</b>     | <b>30499</b> | <b>9716</b> | <b>5527</b>             | <b>3550745</b> | <b>1463177</b> | <b>816045</b> | <b>85515</b> | <b>74573</b> | <b>78954</b>            |

PPS – Pre-Primary Schools

PS – Primary Schools

MS – Middle Schools

HS/HSS/Intermediate - High School/ Hr. Secondary Schools/ Intermediate Schools

## BIHAR

**Total Population: 82,998,509**  
(as per 2001 Census)

**Estimated 2005 Population: 89264**  
(in 000)

**Literacy Rates:**

**Total : 47.00**  
**Male : 59.68**  
**Female : 33.12**



### A: School Education

**No. of Institutions:**

(Figures in numbers)

| Years   | Number of Schools |               |           |               |
|---------|-------------------|---------------|-----------|---------------|
|         | Primary           | Upper Primary | Secondary | Sr. Secondary |
| 2001-02 | 39299             | 9691          | 2899      | 676           |
| 2002-03 | 40511             | 9783          | 3041      | 785           |
| 2003-04 | 40337             | 9922          | 2939      | 685           |
| 2004-05 | 39347             | 10963         | 2944      | 685           |
| 2005-06 | 38161             | 12328         | 2948      | 689           |

**Enrolment**

(Figures in numbers)

| Years   | Enrolment in Classes |         |        |        |
|---------|----------------------|---------|--------|--------|
|         | I-V                  | VI-VIII | IX-X   | XI-XII |
| 2001-02 | 7809112              | 1913709 | 846095 | 286865 |
| 2002-03 | 9413646              | 1756898 | 777856 | 453054 |
| 2003-04 | 9471186              | 1815562 | 845835 | 373282 |
| 2004-05 | 10042119             | 2208989 | 928831 | 374153 |
| 2005-06 | 10525321             | 2384485 | 973017 | 358595 |

**Gross Enrolment Ratio**

| Years   | Gross Enrolment Ratio in Classes |         |       |
|---------|----------------------------------|---------|-------|
|         | I-V                              | VI-VIII | IX-X  |
| 2001-02 | 78.70                            | 30.07   | 15.27 |
| 2002-03 | 73.52                            | 24.98   | 17.39 |
| 2003-04 | 72.57                            | 25.33   | 16.90 |
| 2004-05 | 83.75                            | 32.43   | 32.23 |
| 2005-06 | 87.20                            | 34.27   | 16.02 |

**Drop-out Rates**

| Years   | Drop-out Rates in Classes |        |       |
|---------|---------------------------|--------|-------|
|         | I-V                       | I-VIII | I-X   |
| 2001-02 | 61.64                     | 74.79  | 82.87 |
| 2002-03 | 62.31                     | 79.01  | 83.60 |
| 2003-04 | 59.03                     | 78.03  | 82.58 |
| 2004-05 | 51.59                     | 74.69  | 83.06 |
| 2005-06 | 46.55                     | 73.37  | 83.07 |

**No. of Teachers**

(Figures in numbers)

| Years   | Number of Teachers in |                       |                   |                       |
|---------|-----------------------|-----------------------|-------------------|-----------------------|
|         | Primary Schools       | Upper Primary Schools | Secondary Schools | Sr. Secondary Schools |
| 2001-02 | 80917                 | 60967                 | 26790             | 17465                 |
| 2002-03 | 78204                 | 55734                 | 25619             | 9230                  |
| 2003-04 | 95815                 | 56654                 | 24924             | 17720                 |
| 2004-05 | 73202                 | 55741                 | 23358             | 17720                 |
| 2005-06 | 75703                 | 58033                 | 22601             | 19691                 |

**Pupil Teacher Ratio**

| Years   | Pupil Teacher Ratio in |                       |                   |                       |
|---------|------------------------|-----------------------|-------------------|-----------------------|
|         | Primary Schools        | Upper Primary Schools | Secondary Schools | Sr. Secondary Schools |
| 2001-02 | 73                     | 54                    | 45                | 23                    |
| 2002-03 | 83                     | 73                    | 48                | 30                    |
| 2003-04 | 74                     | 65                    | 48                | 30                    |
| 2004-05 | 104                    | 75                    | 55                | 28                    |
| 2005-06 | 104                    | 78                    | 58                | 24                    |

**Gender Parity Index**

| Years   | Gender Parity Index in Classes |         |        |
|---------|--------------------------------|---------|--------|
|         | I-V                            | VI-VIII | IX-XII |
| 2001-02 | 0.64                           | 0.55    | 0.53   |
| 2002-03 | 0.81                           | 0.62    | 0.51   |
| 2003-04 | 0.80                           | 0.63    | 0.48   |
| 2004-05 | 0.75                           | 0.61    | 0.48   |
| 2005-06 | 0.75                           | 0.64    | 0.54   |

**Number of Girls per 100 Boys**

| Years   | Number of Girls per 100 Boys in Classes |         |        |
|---------|---|---------|--------|
|         | I-V                                     | VI-VIII | IX-XII |
| 2001-02 | 61                                      | 50      | 44     |
| 2002-03 | 74                                      | 54      | 41     |
| 2003-04 | 73                                      | 54      | 39     |
| 2004-05 | 69                                      | 54      | 41     |
| 2005-06 | 70                                      | 58      | 47     |

## B. Tertiary Education:

### Number of Institutions

(Figures in number)

| Institutions/Universities                     | 2001-02 | 2002-03 | 2003-04 | 2004-05 | 2005-06 |
|---|---------|---------|---------|---------|---------|
| Universities                                  | 11      | 11      | 11      | 13      | 12      |
| Deemed to be Universities                     | 1       | 1       | 1       | 1       | 1       |
| Instt. of National Importance                 | 0       | 0       | 0       | 0       | 0       |
| Research Institutes                           | 11      | 11      | 11      | 11      | 14      |
| Colleges for General Education                | 742     | 743     | 743     | 743     | 800     |
| Engg., Tech & Arch. Collages                  | 9       | 9       | 7       | 7       | 10      |
| Medical Colleges (Allo./ Ayur./ Homeo/ Unani) | 23      | 23      | 23      | 23      | 28      |

### Enrolment

(Figures in number)

| Courses  | Enrolment during the year |               |               |               |               |
|--|---------------------------|---------------|---------------|---------------|---------------|
|  | 2001-02                   | 2002-03       | 2003-04       | 2004-05       | 2005-06       |
| Ph.D/D.Sc./D.Phill.  | 503                       | 2148          | 1977          | 2082          | 1506          |
| M.A.   | 57771                     | 14872         | 13847         | 14581         | 15458         |
| M.Sc.  | 2587                      | 12287         | 10871         | 11455         | 11871         |
| M.Com.   | 7452                      | 7823          | 7323          | 7711          | 6526          |
| B.A./B.A. (Hons)   | 138420                    | 234569        | 209701        | 220950        | 210765        |
| B.Sc./B.Sc.(Hons.)   | 61486                     | 101391        | 101286        | 106566        | 102586        |
| B.Com./B.Com(Hons.)  | 126424                    | 126424        | 120652        | 127013        | 101261        |
| B.E./B.Sc.(Engg/B.Arch.)                                       | 3268                      | 8862          | 9139          | 9612          | 6376          |
| Medicine, Dentistry, Nursing, Pharmacy, Ayurvedic & Unani etc. | 7683                      | 8066          | 8022          | 8441          | 9753          |
| B.Ed. & B.T.   | 1587                      | 9917          | 8769          | 9240          | 8893          |
| Open University  | -                         | -             | -             | -             | 6511          |
| Polytechnic  | -                         | -             | -             | -             | 7308          |
| Others   | 71856                     | 33990         | 32523         | 36042         | 36042         |
| <b>Total</b>   | <b>479037</b>             | <b>560349</b> | <b>524110</b> | <b>553693</b> | <b>524856</b> |

## C: Expenditure on Education:

| Year    | Gross State Domestic Product (GSDP) | Expenditure on Education | Expenditure on Education as percentage of GSDP |
|---------|-------------------------------------|--------------------------|--|
| 2001-02 | 57804                               | 2537.26                  | 4.39   |
| 2002-03 | 65117                               | 2403.95                  | 3.69   |
| 2003-04 | 66961                               | 2940.70                  | 4.39   |
| 2004-05 | 73791                               | 2794.10                  | 3.79   |
| 2005-06 | 79682                               | 4776.24                  | 5.99   |



**D. District-wise Statistics: (2005-06)**

(Fig. in numbers)

| S.No. | District Name | No. of Schools |      |     |                         | Enrolment |         |        | Teachers |      |                         |
|-------|---------------|----------------|------|-----|-------------------------|-----------|---------|--------|----------|------|-------------------------|
|       |               | PPS            | PS   | MS  | HS/HSS/<br>INTERMEDIATE | I-V       | VI-VIII | IX-XII | PS       | MS   | HS/HSS/<br>INTERMEDIATE |
| 1     | 2             | 3              | 4    | 5   | 6                       | 7         | 8       | 9      | 10       | 11   | 12                      |
| 1     | Araria        | 0              | 695  | 348 | 54                      | 222376    | 36324   | 13484  | 1516     | 1142 | 500                     |
| 2     | Arawal        | 0              | 521  | 163 | 69                      | 131651    | 32317   | 22125  | 820      | 701  | 625                     |
| 3     | Aurangabad    | 0              | 992  | 193 | 102                     | 199742    | 38935   | 31088  | 1913     | 1269 | 1128                    |
| 4     | Banka         | 0              | 1111 | 193 | 88                      | 229168    | 32273   | 18763  | 2102     | 1390 | 921                     |
| 5     | Begusaray     | 0              | 774  | 298 | 101                     | 370340    | 73855   | 37479  | 1527     | 1910 | 1022                    |
| 6     | Bhabhua       | 0              | 618  | 283 | 69                      | 221539    | 48852   | 17568  | 660      | 846  | 436                     |
| 7     | Bhagalpur     | 0              | 920  | 509 | 128                     | 289467    | 73151   | 46075  | 1965     | 2024 | 1770                    |
| 8     | Bhojpur       | 0              | 1308 | 268 | 136                     | 272235    | 80311   | 51787  | 2193     | 1519 | 1695                    |
| 9     | Buxsar        | 0              | 494  | 283 | 84                      | 147957    | 43387   | 28549  | 1373     | 836  | 1039                    |
| 10    | Darbhanga     | 0              | 1132 | 534 | 97                      | 330844    | 64679   | 33370  | 2570     | 2340 | 1347                    |
| 11    | Gaya          | 0              | 1840 | 704 | 155                     | 479160    | 107840  | 65345  | 2200     | 2054 | 1534                    |
| 12    | Gopalganj     | 0              | 976  | 190 | 74                      | 293648    | 77985   | 37987  | 2146     | 1114 | 1123                    |
| 13    | Jamui         | 0              | 1009 | 142 | 56                      | 170054    | 26815   | 13755  | 1256     | 701  | 395                     |
| 14    | Katihar       | 0              | 954  | 226 | 72                      | 284475    | 47208   | 20729  | 1809     | 1459 | 722                     |
| 15    | Khagariya     | 0              | 538  | 170 | 49                      | 169964    | 34342   | 16739  | 1231     | 1024 | 578                     |
| 16    | Kishanganj    | 0              | 515  | 131 | 33                      | 133353    | 17337   | 8319   | 800      | 594  | 356                     |
| 17    | Lakhisaray    | 0              | 359  | 137 | 54                      | 103498    | 24609   | 15722  | 965      | 611  | 700                     |
| 18    | Madhepura     | 0              | 665  | 252 | 59                      | 239425    | 26718   | 15102  | 1398     | 1374 | 608                     |
| 19    | Madhubani     | 0              | 1682 | 605 | 153                     | 407754    | 111776  | 46675  | 4392     | 1670 | 1323                    |
| 20    | Mujhpharpur   | 0              | 1932 | 719 | 136                     | 598527    | 128211  | 70246  | 8222     | 4046 | 1765                    |
| 21    | Munger        | 0              | 676  | 188 | 93                      | 144392    | 49944   | 32109  | 1096     | 1061 | 1108                    |
| 22    | Nalanda       | 0              | 1383 | 427 | 167                     | 266822    | 86968   | 61779  | 2304     | 2598 | 1780                    |
| 23    | Navada        | 0              | 295  | 89  | 70                      | 79079     | 22730   | 16056  | 392      | 377  | 468                     |

| S.No.        | District Name       | No. of Schools |              |              |                         | Enrolment       |                |                | Teachers     |              |                         |
|--------------|---------------------|----------------|--------------|--------------|-------------------------|-----------------|----------------|----------------|--------------|--------------|-------------------------|
|              |                     | PPS            | PS           | MS           | HS/HSS/<br>INTERMEDIATE | I-V             | VI-VIII        | IX-XII         | PS           | MS           | HS/HSS/<br>INTERMEDIATE |
| 1            | 2                   | 3              | 4            | 5            | 6                       | 7               | 8              | 9              | 10           | 11           | 12                      |
| 24           | Pashmi<br>Champanan | 0              | 1257         | 510          | 90                      | 419168          | 77793          | 31341          | 2822         | 984          | 930                     |
| 25           | Patna               | 1              | 2635         | 616          | 247                     | 394488          | 136573         | 106880         | 4801         | 5055         | 4817                    |
| 26           | Purnia              | 0              | 934          | 320          | 75                      | 354454          | 48753          | 19348          | 1561         | 1492         | 934                     |
| 27           | Purvi<br>Champanan  | 0              | 1775         | 408          | 111                     | 622297          | 92771          | 43097          | 3135         | 1984         | 1134                    |
| 28           | Rohtas              | 0              | 1202         | 359          | 149                     | 276693          | 83830          | 57751          | 2088         | 1926         | 1615                    |
| 29           | Saharsa             | 0              | 537          | 238          | 59                      | 188659          | 37494          | 18126          | 1084         | 1171         | 574                     |
| 30           | Samstipur           | 0              | 1343         | 348          | 136                     | 389820          | 75504          | 45106          | 2890         | 2016         | 1718                    |
| 31           | Saran               | 0              | 1073         | 456          | 111                     | 303097          | 82124          | 50710          | 1939         | 1256         | 996                     |
| 32           | Saran               | 0              | 1535         | 367          | 147                     | 438045          | 114843         | 70091          | 3021         | 2180         | 2199                    |
| 33           | Shekhpura           | 0              | 227          | 130          | 37                      | 63736           | 21142          | 12465          | 333          | 487          | 352                     |
| 34           | Sheohar             | 0              | 188          | 93           | 15                      | 59486           | 26438          | 4587           | 325          | 387          | 131                     |
| 35           | Sitamarhi           | 0              | 908          | 465          | 76                      | 334865          | 66577          | 27692          | 1444         | 1621         | 677                     |
| 36           | Siuwan              | 0              | 1207         | 302          | 111                     | 310365          | 84129          | 45618          | 1920         | 1780         | 1478                    |
| 37           | Supul               | 0              | 744          | 254          | 60                      | 219099          | 46386          | 15571          | 1518         | 1156         | 588                     |
| 38           | Vaishali            | 0              | 1207         | 410          | 112                     | 365579          | 103561         | 62378          | 1972         | 1878         | 1206                    |
| <b>Total</b> |                     | <b>1</b>       | <b>38161</b> | <b>12328</b> | <b>3637</b>             | <b>10525321</b> | <b>2384485</b> | <b>1331612</b> | <b>75703</b> | <b>58033</b> | <b>42292</b>            |

PPS – Pre-Primary Schools

PS – Primary Schools

MS – Middle Schools

HS/HSS/Intermediate - High School/ Hr. Secondary Schools/ Intermediate Schools

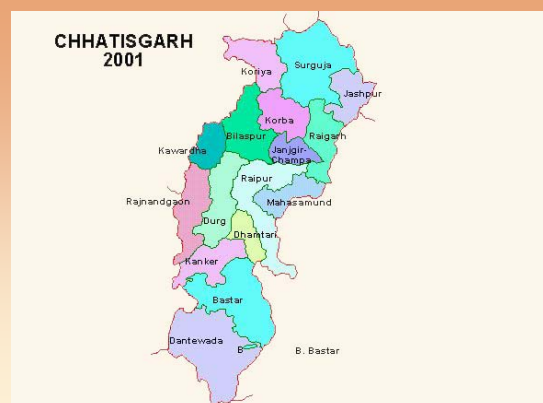
## CHHATTISGARH

**Total Population: 20,833,803**  
(as per 2001 Census)

**Estimated 2005 Population: 2225**  
(in 000)

**Literacy Rates:**

**Total : 64.66**  
**Male : 77.38**  
**Female : 51.85**



### A: School Education

#### No. of Institutions:

(Figures in number)

| Years   | Number of Schools |               |           |               |
|---------|-------------------|---------------|-----------|---------------|
|         | Primary           | Upper Primary | Secondary | Sr. Secondary |
| 2001-02 | 31023             | 6358          | 1149      | 1383          |
| 2002-03 | 23951             | 6293          | 1207      | 1564          |
| 2003-04 | 32556             | 9350          | 1227      | 1439          |
| 2004-05 | 33595             | 10799         | 1231      | 1439          |
| 2005-06 | 31670             | 9677          | 1877      | 2029          |

#### Enrolment

(Figures in numbers)

| Years   | Enrolment in Classes |         |        |        |
|---------|----------------------|---------|--------|--------|
|         | I-V                  | VI-VIII | IX-X   | XI-XII |
| 2001-02 | 2972595              | 1061631 | 343967 | 226008 |
| 2002-03 | 2751573              | 1146145 | 371441 | 186703 |
| 2003-04 | 3397795              | 1158587 | 396228 | 260479 |
| 2004-05 | 3405502              | 1209994 | 420855 | 278888 |
| 2005-06 | 3167677              | 1054895 | 381246 | 226112 |

#### Gross Enrolment Ratio

| Years   | Gross Enrolment Ratio in Classes |         |        |
|---------|----------------------------------|---------|--------|
|         | I-V                              | VI-VIII | IX-XII |
| 2001-02 | 116.12                           | 68.01   | 30.67  |
| 2002-03 | 104.45                           | 71.12   | 31.13  |
| 2003-04 | 123.29                           | 70.52   | 35.92  |
| 2004-05 | 131.84                           | 79.87   | 37.30  |
| 2005-06 | 122.26                           | 69.13   | 31.47  |

#### Drop-out Rates

| Years   | Drop-out Rates in Classes |        |     |
|---------|---------------------------|--------|-----|
|         | I-V                       | I-VIII | I-X |
| 2001-02 | -                         | -      | -   |
| 2002-03 | -                         | -      | -   |
| 2003-04 | -                         | -      | -   |
| 2004-05 | -                         | -      | -   |
| 2005-06 | 35.18                     | -      | -   |

**No. of Teachers**

(Fig. In numbers)

| Years   | Number of Teachers in |                       |                   |                       |
|---------|-----------------------|-----------------------|-------------------|-----------------------|
|         | Primary Schools       | Upper Primary Schools | Secondary Schools | Sr. Secondary Schools |
| 2001-02 | 73871                 | 22212                 | 6627              | 15669                 |
| 2002-03 | 58348                 | 25954                 | 7902              | 24763                 |
| 2003-04 | 68512                 | 25213                 | 7935              | 16650                 |
| 2004-05 | 68819                 | 26058                 | 9443              | 19443                 |
| 2005-06 | 71705                 | 27709                 | 8873              | 16949                 |

**Pupil Teacher Ratio**

| Years   | Pupil Teacher Ratio in |                       |                   |                       |
|---------|------------------------|-----------------------|-------------------|-----------------------|
|         | Primary Schools        | Upper Primary Schools | Secondary Schools | Sr. Secondary Schools |
| 2001-02 | 44                     | 44                    | 42                | 28                    |
| 2002-03 | 43                     | 37                    | 29                | 32                    |
| 2003-04 | 47                     | 45                    | 45                | 33                    |
| 2004-05 | 48                     | 46                    | 38                | 25                    |
| 2005-06 | 41                     | 47                    | 49                | 13                    |

**Gender Parity Index**

| Years   | Gender Parity Index in Classes |         |        |
|---------|--------------------------------|---------|--------|
|         | I-V                            | VI-VIII | IX-XII |
| 2001-02 | 0.87                           | 0.72    | 0.61   |
| 2002-03 | 0.95                           | 0.79    | 0.64   |
| 2003-04 | 0.99                           | 0.79    | 0.66   |
| 2004-05 | 0.94                           | 0.79    | 0.68   |
| 2005-06 | 0.77                           | 0.87    | 0.71   |

**Number of Girls per 100 Boys**

| Years   | Number of Girls per 100 Boys in Classes |         |        |
|---------|---|---------|--------|
|         | I-V                                     | VI-VIII | IX-XII |
| 2001-02 | 89                                      | 72      | 57     |
| 2002-03 | 93                                      | 76      | 59     |
| 2003-04 | 92                                      | 76      | 61     |
| 2004-05 | 92                                      | 76      | 65     |
| 2005-06 | 76                                      | 84      | 68     |

## B. Tertiary Education:

### Number of Institutions

(Figures in number)

| Institutions/Universities                     | 2001-02 | 2002-03 | 2003-04 | 2004-05 | 2005-06 |
|---|---------|---------|---------|---------|---------|
| Universities                                  | 4       | 9       | 9       | 5       | 8       |
| Deemed to be Universities                     | 0       | 0       | 0       | 0       | 0       |
| Instt. of National Importance                 | 0       | 0       | 0       | 0       | 0       |
| Research Institutes                           | 0       | 0       | 0       | 0       | 0       |
| Colleges for General Education                | 213     | 213     | 213     | 213     | 334     |
| Engg., Tech & Arch. Collages                  | 2       | 2       | 2       | 2       | 16      |
| Medical Colleges (Allo./ Ayur./ Homeo/ Unani) | 2       | 2       | 2       | 2       | 20      |

### Enrolment

(Figures in number)

| Courses  | Enrolment during the year |         |         |         |         |
|--|---------------------------|---------|---------|---------|---------|
|  | 2001-02                   | 2002-03 | 2003-04 | 2004-05 | 2005-06 |
| Ph.D/D.Sc./D.Phill.  | 4801                      | 4801    | 4955    | 5217    | 248     |
| M.A.   | 5848                      | 13060   | 13459   | 14170   | 22725   |
| M.Sc.  | 3116                      | 3270    | 3376    | 3554    | 2793    |
| M.Com.   | 1479                      | 1552    | 1602    | 1686    | 3165    |
| B.A./B.A. (Hons)   | 38002                     | 39901   | 41177   | 43360   | 72050   |
| B.Sc./B.Sc.(Hons.)   | 27429                     | 28799   | 29720   | 31297   | 25138   |
| B.Com./B.Com(Hons.)  | 30103                     | 31607   | 32617   | 34347   | 27442   |
| B.E./B.Sc.(Engg/B.Arch.)                                       | 8081                      | 8484    | 8755    | 13209   | 16992   |
| Medicine, Dentistry, Nursing, Pharmacy, Ayurvedic & Unani etc. | 1460                      | 1532    | 1581    | 1665    | 1940    |
| B.Ed.  | 1999                      | 2097    | 2164    | 2279    | 5397    |
| Open University  | -                         | -       | -       | -       | 0       |
| Polytechnic  | -                         | -       | -       | -       | 5244    |
| Others   | 21586                     | 15492   | 15969   | 12470   | 12470   |
| Total  | 143904                    | 150595  | 155375  | 163254  | 195604  |

## C: Expenditure on Education:

| Year    | Gross State Domestic Product (GSDP) | Expenditure on Education | Expenditure on Education as percentage of GSDP |
|---------|-------------------------------------|--------------------------|--|
| 2001-02 | 30262                               | 1102.68                  | 3.64   |
| 2002-03 | 32901                               | 1492.75                  | 4.54   |
| 2003-04 | 39803                               | 1415.22                  | 3.56   |
| 2004-05 | 45999                               | 2111.59                  | 4.59   |
| 2005-06 | 51921                               | 2620.91                  | 5.05   |

## D. District-wise Statistics: 2005-06

(Fig. in numbers)

| S.No. | District Name | No. of Schools |              |             |                         | Enrolment      |                |               | Teachers     |              |                         |
|-------|---------------|----------------|--------------|-------------|-------------------------|----------------|----------------|---------------|--------------|--------------|-------------------------|
|       |               | PPS            | PS           | MS          | HS/HSS/<br>INTERMEDIATE | I-V            | VI-VIII        | IX-XII        | PS           | MS           | HS/HSS/<br>INTERMEDIATE |
| 1     | 2             | 3              | 4            | 5           | 6                       | 7              | 8              | 9             | 10           | 11           | 12                      |
| 1     | Ambikapur     | 92             | 1636         | 424         | 146                     | 134590         | 48692          | 26002         | 3233         | 1388         | 1309                    |
| 2     | Bastar        | 3              | 3164         | 530         | 176                     | 115827         | 35383          | 20696         | 2889         | 998          | 1021                    |
| 3     | Bemetra       | 0              | 796          | 323         | 154                     | 124546         | 30714          | 20374         | 1411         | 484          | 409                     |
| 4     | Bilaspur      | 111            | 2666         | 931         | 398                     | 344364         | 120948         | 60505         | 7936         | 2677         | 3856                    |
| 5     | Dantewada     | 99             | 1838         | 333         | 88                      | 118060         | 20943          | 15922         | 2438         | 1151         | 708                     |
| 6     | Dhamtari      | 0              | 979          | 487         | 118                     | 133227         | 45650          | 21119         | 2333         | 1145         | 712                     |
| 7     | Durg          | 42             | 2824         | 826         | 412                     | 238800         | 91894          | 47023         | 4612         | 1800         | 1512                    |
| 8     | Janjgir       | 37             | 712          | 642         | 373                     | 210871         | 52232          | 32872         | 4236         | 964          | 1164                    |
| 9     | Jaspur        | 2              | 1622         | 457         | 141                     | 111547         | 44175          | 27137         | 3464         | 1273         | 1182                    |
| 10    | Kanker        | 0              | 1479         | 342         | 129                     | 116601         | 35557          | 20681         | 3090         | 1189         | 1246                    |
| 11    | Kawardha      | 26             | 1035         | 319         | 110                     | 134982         | 28208          | 8466          | 2391         | 1021         | 672                     |
| 12    | Korba         | 0              | 1453         | 352         | 157                     | 122542         | 30042          | 25497         | 3060         | 1347         | 1428                    |
| 13    | Koriya        | 72             | 963          | 313         | 140                     | 104348         | 39014          | 23214         | 2257         | 1249         | 1084                    |
| 14    | Mahasamund    | 0              | 1325         | 418         | 172                     | 134607         | 56265          | 28580         | 3324         | 1541         | 1251                    |
| 15    | Raigarh       | 99             | 1795         | 485         | 283                     | 177953         | 53008          | 52423         | 4556         | 1973         | 1638                    |
| 16    | Raipur        | 0              | 3085         | 1295        | 501                     | 459113         | 196401         | 106822        | 11044        | 3751         | 3970                    |
| 17    | Rajnandgaon   | 52             | 1967         | 720         | 251                     | 188927         | 79842          | 39708         | 4834         | 2109         | 1400                    |
| 18    | Ramanujganj   | 5              | 1109         | 236         | 72                      | 98666          | 20852          | 14191         | 2370         | 734          | 439                     |
| 19    | Surajpur      | 86             | 1222         | 244         | 85                      | 98106          | 25075          | 16126         | 2227         | 915          | 821                     |
|       | <b>Total</b>  | <b>726</b>     | <b>31670</b> | <b>9677</b> | <b>3906</b>             | <b>3167677</b> | <b>1054895</b> | <b>607358</b> | <b>71705</b> | <b>27709</b> | <b>25822</b>            |

PPS – Pre-Primary Schools

PS – Primary Schools

MS – Middle Schools

HS/HSS/Intermediate - High School/ Hr. Secondary Schools/ Intermediate Schools

## GOA

**Total Population: 1,347,668**  
(as per 2001 Census)

**Estimated 2005 Population: 1449**  
(in 000)

**Literacy Rates:**

**Total : 82.01**  
**Male : 88.42**  
**Female : 75.37**



### A: School Education

**No. of Institutions:** (Figures in numbers)

| Years   | Number of Schools |               |           |               |
|---------|-------------------|---------------|-----------|---------------|
|         | Primary           | Upper Primary | Secondary | Sr. Secondary |
| 2001-02 | 1033              | 84            | 361       | 81            |
| 2002-03 | 1037              | 75            | 344       | 81            |
| 2003-04 | 1009              | 79            | 363       | 80            |
| 2004-05 | 1003              | 73            | 364       | 81            |
| 2005-06 | 1001              | 72            | 345       | 81            |

**Enrolment** (Figures in numbers)

| Years   | Enrolment in Classes |         |       |        |
|---------|----------------------|---------|-------|--------|
|         | I-V                  | VI-VIII | IX-X  | XI-XII |
| 2001-02 | 120066               | 72653   | 38724 | 22868  |
| 2002-03 | 111926               | 74555   | 38531 | 21793  |
| 2003-04 | 107875               | 73465   | 37642 | 23743  |
| 2004-05 | 106828               | 73446   | 38046 | 23820  |
| 2005-06 | 104512               | 71570   | 37543 | 22929  |

**Gross Enrolment Ratio**

| Years   | Gross Enrolment Ratio in Classes |         |       |
|---------|----------------------------------|---------|-------|
|         | I-V                              | VI-VIII | IX-X  |
| 2001-02 | 62.86                            | 70.54   | 46.76 |
| 2002-03 | 104.22                           | 105.34  | 63.04 |
| 2003-04 | 97.96                            | 101.23  | 62.55 |
| 2004-05 | 110.13                           | 100.61  | 57.82 |
| 2005-06 | 107.74                           | 98.04   | 56.52 |

**Drop-out Rates**

| Years   | Drop-out Rates in Classes |        |       |
|---------|---------------------------|--------|-------|
|         | I-V                       | I-VIII | I-X   |
| 2001-02 | 5.73                      | 4.19   | 42.21 |
| 2002-03 | 2.69                      | 5.54   | 39.68 |
| 2003-04 | 0.00                      | 9.43   | 37.94 |
| 2004-05 | 2.43                      | 6.90   | 40.65 |
| 2005-06 | 0.37                      | 4.95   | 42.84 |

**No. of Teachers**

(Fig. In numbers)

| Years   | Number of Teachers in |                       |                   |                       |
|---------|-----------------------|-----------------------|-------------------|-----------------------|
|         | Primary Schools       | Upper Primary Schools | Secondary Schools | Sr. Secondary Schools |
| 2001-02 | 2759                  | 611                   | 6540              | 1456                  |
| 2002-03 | 2523                  | 552                   | 5883              | 1463                  |
| 2003-04 | 2313                  | 564                   | 6240              | 1324                  |
| 2004-05 | 2203                  | 484                   | 6648              | 1362                  |
| 2005-06 | 3232                  | 2148                  | 3733              | 1336                  |

**Pupil Teacher Ratio**

| Years   | Pupil Teacher Ratio in |                       |                   |                       |
|---------|------------------------|-----------------------|-------------------|-----------------------|
|         | Primary Schools        | Upper Primary Schools | Secondary Schools | Sr. Secondary Schools |
| 2001-02 | 20                     | 16                    | 25                | 18                    |
| 2002-03 | 21                     | 16                    | 25                | 23                    |
| 2003-04 | 20                     | 16                    | 26                | 20                    |
| 2004-05 | 21                     | 17                    | 24                | 21                    |
| 2005-06 | 32                     | 33                    | 10                | 17                    |

**Gender Parity Index**

| Years   | Gender Parity Index in Classes |         |        |
|---------|--------------------------------|---------|--------|
|         | I-V                            | VI-VIII | IX-XII |
| 2001-02 | 0.84                           | 0.87    | 0.93   |
| 2002-03 | 0.96                           | 0.93    | 1.01   |
| 2003-04 | 0.95                           | 0.93    | 1.01   |
| 2004-05 | 0.98                           | 0.97    | 0.98   |
| 2005-06 | 0.96                           | 0.95    | 1.00   |

**Number of Girls per 100 Boys**

| Years   | Number of Girls per 100 Boys in Classes |         |        |
|---------|---|---------|--------|
|         | I-V                                     | VI-VIII | IX-XII |
| 2001-02 | 92                                      | 89      | 94     |
| 2002-03 | 92                                      | 89      | 95     |
| 2003-04 | 91                                      | 89      | 95     |
| 2004-05 | 92                                      | 89      | 96     |
| 2005-06 | 90                                      | 88      | 98     |



## B. Tertiary Education:

### Number of Institutions

(Figures in number)

| Institutions/Universities                     | 2001-02 | 2002-03 | 2003-04 | 2004-05 | 2005-06 |
|---|---------|---------|---------|---------|---------|
| Universities                                  | 1       | 1       | 1       | 1       | 1       |
| Deemed to be Universities                     | 0       | 0       | 0       | 0       | 0       |
| Instt. of National Importance                 | 0       | 0       | 0       | 0       | 0       |
| Research Institutes                           | 0       | 0       | 0       | 0       | 0       |
| Colleges for General Education                | 22      | 24      | 24      | 23      | 23      |
| Engg., Tech & Arch. Collages                  | 3       | 4       | 4       | 4       | 5       |
| Medical Colleges (Allo./ Ayur./ Homeo/ Unani) | 9       | 9       | 7       | 7       | 7       |

### Enrolment

(Figures in number)

| Courses  | Enrolment during the year |              |              |              |              |
|--|---------------------------|--------------|--------------|--------------|--------------|
|  | 2001-02                   | 2002-03      | 2003-04      | 2004-05      | 2005-06      |
| Ph.D/D.Sc./D.Phill.  | 126                       | 103          | 88           | 68           | 68           |
| M.A.   | 292                       | 262          | 262          | 390          | 390          |
| M.Sc.  | 286                       | 326          | 347          | 493          | 493          |
| M.Com.   | 62                        | 61           | 70           | 191          | 191          |
| B.A./B.A. (Hons)   | 3034                      | 3116         | 3232         | 3477         | 3477         |
| B.Sc./B.Sc.(Hons.)   | 2417                      | 2153         | 2533         | 2776         | 2776         |
| B.Com./B.Com(Hons.)  | 7094                      | 8004         | 8337         | 8331         | 8331         |
| B.E./B.Sc.(Engg/B.Arch.)                                       | 1626                      | 2442         | 2816         | 3163         | 2688         |
| Medicine, Dentistry, Nursing, Pharmacy, Ayurvedic & Unani etc. | 944                       | 1044         | 1114         | 952          | 952          |
| B.Ed. & B.T.   | 199                       | 200          | 201          | 200          | 200          |
| Open.  | -                         | -            | -            | -            | 0            |
| Polytechnics   | -                         | -            | -            | -            | 2580         |
| Others   | 3165                      | 1366         | 3106         | 1602         | 1602         |
| <b>Total</b>   | <b>19245</b>              | <b>19077</b> | <b>22106</b> | <b>21643</b> | <b>23748</b> |

## C: Expenditure on Education:

| Year    | Gross State Domestic Product (GSDP) | Expenditure on Education | Expenditure on Education as percentage of GSDP |
|---------|-------------------------------------|--------------------------|--|
| 2001-02 | 7097                                | 255.05                   | 3.59   |
| 2002-03 | 8100                                | 298.63                   | 3.69   |
| 2003-04 | 9301                                | 306.63                   | 3.30   |
| 2004-05 | 11482                               | 355.00                   | 3.09   |
| 2005-06 | 12400                               | 372.50                   | 3.00   |

## D. District-wise Statistics (2005-06):

(Fig. in numbers)

| S.No. | District Name | No. of Schools |      |    |                     | Enrolment |         |        | Teachers |      |                     |
|-------|---------------|----------------|------|----|---------------------|-----------|---------|--------|----------|------|---------------------|
|       |               | PPS            | PS   | MS | HS/HSS/INTERMEDIATE | I-V       | VI-VIII | IX-XII | PPS/PS   | MS   | HS/HSS/INTERMEDIATE |
| 1     | 2             | 3              | 4    | 5  | 6                   | 7         | 8       | 9      | 10       | 11   | 12                  |
| 1     | North Goa     | 0              | 595  | 46 | 265                 | 55413     | 39251   | 33698  | 1718     | 1336 | 2903                |
| 2     | South Goa     | 0              | 406  | 26 | 161                 | 49099     | 32319   | 26774  | 1514     | 812  | 2166                |
| Total |               | 0              | 1001 | 72 | 426                 | 104512    | 71570   | 60472  | 3232     | 2148 | 5069                |

PPS – Pre-Primary Schools

PS – Primary Schools

MS – Middle Schools

HS/HSS/Intermediate - High School/ Hr. Secondary Schools/ Intermediate Schools

## GUJARAT

**Total Population: 50,671,017**  
(as per 2001 Census)

**Estimated 2005 Population: 54140**  
(in 000)

**Literacy Rates:**

**Total :69.14**  
**Male :79.66**  
**Female :57.80**



### A: School Education

**No. of Institutions:** (Figures in numbers)

| Years   | Number of Schools |               |           |               |
|---------|-------------------|---------------|-----------|---------------|
|         | Primary           | Upper Primary | Secondary | Sr. Secondary |
| 2001-02 | 15545             | 21205         | 4594      | 2140          |
| 2002-03 | 7245              | 30646         | 4629      | 2452          |
| 2003-04 | 7233              | 30646         | 5214      | 2427          |
| 2004-05 | 16385             | 22623         | 5260      | 2458          |
| 2005-06 | 16415             | 22621         | 5194      | 2460          |

**Enrolment** (Figures in numbers)

| Years   | Enrolment in Classes |         |         |        |
|---------|----------------------|---------|---------|--------|
|         | I-V                  | VI-VIII | IX-X    | XI-XII |
| 2001-02 | 6494625              | 2380787 | 1105532 | 606600 |
| 2002-03 | 6335398              | 2602609 | 1093789 | 623379 |
| 2003-04 | 6551770              | 2453001 | 1167651 | 570008 |
| 2004-05 | 6553022              | 2473535 | 1226501 | 477180 |
| 2005-06 | 6556986              | 2491631 | 1191739 | 568188 |

**Gross Enrolment Ratio**

| Years   | Gross Enrolment Ratio in Classes |         |        |
|---------|----------------------------------|---------|--------|
|         | I-V                              | VI-VIII | IX-XII |
| 2001-02 | 122.29                           | 70.67   | 39.44  |
| 2002-03 | 111.50                           | 75.94   | 40.20  |
| 2003-04 | 113.41                           | 70.40   | 40.01  |
| 2004-05 | 118.65                           | 73.77   | 38.64  |
| 2005-06 | 119.44                           | 74.24   | 39.50  |

**Drop-out Rates**

| Years   | Drop-out Rates in Classes |        |       |
|---------|---------------------------|--------|-------|
|         | I-V                       | I-VIII | I-X   |
| 2001-02 | 25.05                     | 52.52  | 70.22 |
| 2002-03 | 24.77                     | 45.48  | 62.82 |
| 2003-04 | 26.02                     | 46.94  | 63.05 |
| 2004-05 | 35.09                     | 46.34  | 59.29 |
| 2005-06 | 31.58                     | 46.41  | 60.27 |

**No. of Teachers**

(Figures in numbers)

| Years   | Number of Teachers in |                       |                   |                       |
|---------|-----------------------|-----------------------|-------------------|-----------------------|
|         | Primary Schools       | Upper Primary Schools | Secondary Schools | Sr. Secondary Schools |
| 2001-02 | 28389                 | 171649                | 28484             | 36769                 |
| 2002-03 | 18208                 | 196388                | 26767             | 47699                 |
| 2003-04 | 18482                 | 199341                | 30557             | 40421                 |
| 2004-05 | 36039                 | 182306                | 31403             | 40245                 |
| 2005-06 | 37187                 | 186769                | 31304             | 40780                 |

**Pupil Teacher Ratio**

| Years   | Pupil Teacher Ratio in |                       |                   |                       |
|---------|------------------------|-----------------------|-------------------|-----------------------|
|         | Primary Schools        | Upper Primary Schools | Secondary Schools | Sr. Secondary Schools |
| 2001-02 | 68                     | 38                    | 28                | 43                    |
| 2002-03 | 31                     | 38                    | 30                | 36                    |
| 2003-04 | 32                     | 39                    | 30                | 39                    |
| 2004-05 | 35                     | 39                    | 34                | 35                    |
| 2005-06 | 34                     | 38                    | 31                | 39                    |

**Gender Parity Index**

| Years   | Gender Parity Index in Classes |         |        |
|---------|--------------------------------|---------|--------|
|         | I-V                            | VI-VIII | IX-XII |
| 2001-02 | 0.84                           | 0.93    | 0.76   |
| 2002-03 | 0.95                           | 0.82    | 0.78   |
| 2003-04 | 0.92                           | 0.70    | 0.79   |
| 2004-05 | 0.87                           | 0.82    | 0.78   |
| 2005-06 | 0.87                           | 0.82    | 0.76   |

**Number of Girls per 100 Boys**

| Years   | Number of Girls per 100 Boys in Classes |         |        |
|---------|---|---------|--------|
|         | I-V                                     | VI-VIII | IX-XII |
| 2001-02 | 79                                      | 86      | 68     |
| 2002-03 | 85                                      | 73      | 69     |
| 2003-04 | 82                                      | 62      | 69     |
| 2004-05 | 77                                      | 73      | 68     |
| 2005-06 | 77                                      | 72      | 67     |

## B. Tertiary Education:

### Number of Institutions

(Figures in number)

| Institutions/Universities                     | 2001-02 | 2002-03 | 2003-04 | 2004-05 | 2005-06 |
|---|---------|---------|---------|---------|---------|
| Universities                                  | 10      | 10      | 10      | 13      | 15      |
| Deemed to be Universities                     | 2       | 2       | 2       | 3       | 2       |
| Instt. of National Importance                 | 0       | 0       | 0       | 0       | 0       |
| Research Institutes                           | 16      | 16      | 16      | 17      | 16      |
| Colleges for General Education                | 422     | 422     | 422     | 507     | 518     |
| Engg., Tech & Arch. Collages                  | 29      | 31      | 32      | 44      | 45      |
| Medical Colleges (Allo./ Ayur./ Homeo/ Unani) | 41      | 41      | 41      | 57      | 52      |

### Enrolment

(Figures in number)

| Courses  | Enrolment during the year |               |               |               |               |
|--|---------------------------|---------------|---------------|---------------|---------------|
|  | 2001-02                   | 2002-03       | 2003-04       | 2004-05       | 2005-06       |
| Ph.D/D.Sc./D.Phill.  | 1549                      | 1619          | 1808          | 2501          | 1286          |
| M.A.   | 25473                     | 27146         | 30250         | 28709         | 33286         |
| M.Sc.  | 5362                      | 7137          | 7962          | 6018          | 6426          |
| M.Com.   | 12386                     | 13971         | 15588         | 25220         | 44893         |
| B.A./B.A. (Hons)   | 178240                    | 198727        | 221539        | 191080        | 204516        |
| B.Sc./B.Sc.(Hons.)   | 52173                     | 54781         | 61161         | 35333         | 64720         |
| B.Com./B.Com(Hons.)  | 166386                    | 166235        | 185630        | 143035        | 147175        |
| B.E./B.Sc.(Engg/B.Arch.)                                       | 28573                     | 31749         | 32948         | 34828         | 32056         |
| Medicine, Dentistry, Nursing, Pharmacy, Ayurvedic & Unani etc. | 11040                     | 13134         | 14652         | 9549          | 12313         |
| B.Ed.  | 4406                      | 5079          | 2343          | 10179         | 12533         |
| Open University  | -                         | -             | -             | -             | 29786         |
| Polytechnic  | -                         | -             | -             | -             | 39950         |
| Others   | 6303                      | 18156         | 26181         | 159236        | 35407         |
| <b>Total</b>   | <b>491891</b>             | <b>537734</b> | <b>600062</b> | <b>645688</b> | <b>664347</b> |

## C: Expenditure on Education:

| Year    | Gross State Domestic Product (GSDP) | Expenditure on Education | Expenditure on Education as percentage of GSDP |
|---------|-------------------------------------|--------------------------|--|
| 2001-02 | 123573                              | 3444.31                  | 2.79   |
| 2002-03 | 141534                              | 4076.09                  | 2.88   |
| 2003-04 | 168080                              | 4535.19                  | 2.70   |
| 2004-05 | 186181                              | 4551.99                  | 2.44   |
| 2005-06 | 216651                              | 4599.04                  | 2.12   |

## D. District-wise Statistics (2005-06)

(Fig. in numbers)

| S.No.        | District Name | No. of Schools |              |                         | Enrolment      |               |                | Teachers      |                         |
|--------------|---------------|----------------|--------------|-------------------------|----------------|---------------|----------------|---------------|-------------------------|
|              |               | PPS            | PS&MS        | HS/HSS/<br>INTERMEDIATE | I-VII          | VIII          | IX-XII         | PPS/PS/<br>MS | HS/HSS/<br>INTERMEDIATE |
| 1            | 2             | 3              | 4            | 5                       | 6              | 7             | 8              | 9             | 10                      |
| 1            | Ahmadabad     | 476            | 2504         | 820                     | 850753         | 93520         | 226690         | 22431         | 9651                    |
| 2            | Amreli        | 83             | 1018         | 182                     | 248870         | 23381         | 53667          | 6378          | 1904                    |
| 3            | Anand         | 157            | 1263         | 257                     | 321651         | 27799         | 62049          | 8082          | 2774                    |
| 4            | Banas Kantha  | 50             | 2284         | 314                     | 454367         | 26100         | 54465          | 11073         | 2347                    |
| 5            | Bharuch       | 83             | 1281         | 206                     | 216179         | 21990         | 43301          | 5519          | 1853                    |
| 6            | Bhavnagar     | 119            | 1407         | 327                     | 488520         | 37524         | 70364          | 7294          | 2732                    |
| 7            | Dahod         | 72             | 2152         | 227                     | 310917         | 21384         | 47802          | 11311         | 2016                    |
| 8            | Gandhinagar   | 73             | 723          | 281                     | 223173         | 18454         | 68779          | 9983          | 3491                    |
| 9            | Jamnagar      | 33             | 1336         | 277                     | 290345         | 26036         | 53680          | 6743          | 2491                    |
| 10           | Junagadh      | 12             | 1808         | 457                     | 373695         | 39909         | 97953          | 5552          | 3963                    |
| 11           | Kheda         | 45             | 1915         | 339                     | 350429         | 34527         | 86344          | 6234          | 3280                    |
| 12           | kutch         | 235            | 1648         | 211                     | 249024         | 20152         | 38617          | 11634         | 1662                    |
| 13           | Mahsana       | 162            | 1209         | 310                     | 271651         | 30666         | 78482          | 14291         | 3141                    |
| 14           | Narmada       | 26             | 807          | 59                      | 87572          | 7111          | 12745          | 6223          | 572                     |
| 15           | Navasari      | 243            | 855          | 155                     | 181169         | 21467         | 56430          | 10259         | 2250                    |
| 16           | Panch Mahals  | 11             | 2455         | 407                     | 398261         | 32497         | 61274          | 5131          | 3611                    |
| 17           | Patan         | 51             | 965          | 180                     | 246183         | 12650         | 35523          | 7970          | 1367                    |
| 18           | Porbandar     | 349            | 352          | 70                      | 86983          | 8243          | 16064          | 2843          | 740                     |
| 19           | Rajkot        | 83             | 2011         | 610                     | 493817         | 81081         | 103555         | 11052         | 4692                    |
| 20           | Sabar Kantha  | 30             | 2789         | 501                     | 372842         | 39772         | 95472          | 1601          | 4076                    |
| 21           | Surat         | 162            | 2709         | 680                     | 689505         | 68983         | 199044         | 13048         | 6001                    |
| 22           | Surendranagar | 59             | 1156         | 200                     | 267418         | 20895         | 38501          | 5944          | 1754                    |
| 23           | The Dangs     | 323            | 442          | 28                      | 48674          | 2405          | 4558           | 7226          | 193                     |
| 24           | Vadodara      | 283            | 2817         | 397                     | 546220         | 41374         | 105845         | 19812         | 3598                    |
| 25           | Valsad        | 275            | 1130         | 159                     | 203174         | 19305         | 48723          | 6322          | 1925                    |
| <b>Total</b> |               | <b>3498</b>    | <b>39036</b> | <b>7654</b>             | <b>8271392</b> | <b>777225</b> | <b>1759927</b> | <b>223956</b> | <b>72084</b>            |

PPS – Pre-Primary Schools

PS – Primary Schools

MS – Middle Schools

HS/HSS/Intermediate - High School/ Hr. Secondary Schools/ Intermediate Schools

## HARYANA

**Total Population: 21,144,564**  
(as per 2001 Census)

**Estimated 2005 Population: 22884**  
(in 000)

**Literacy Rates:**

**Total : 67.91**  
**Male : 78.49**  
**Female : 55.73**



### A: School Education

**No. of Institutions:** (Figures in numbers)

| Years   | Number of Schools |               |           |               |
|---------|-------------------|---------------|-----------|---------------|
|         | Primary           | Upper Primary | Secondary | Sr. Secondary |
| 2001-02 | 11208             | 1847          | 3143      | 1436          |
| 2002-03 | 9619              | 2263          | 3446      | 1636          |
| 2003-04 | 11500             | 2171          | 3344      | 1776          |
| 2004-05 | 11800             | 2269          | 3382      | 1840          |
| 2005-06 | 12152             | 2168          | 3262      | 2055          |

**Enrolment** (Figures in numbers)

| Years   | Enrolment in Classes |         |        |        |
|---------|----------------------|---------|--------|--------|
|         | I-V                  | VI-VIII | IX-X   | XI-XII |
| 2001-02 | 1969544              | 988889  | 527646 | 349282 |
| 2002-03 | 2124184              | 1099410 | 553236 | 376927 |
| 2003-04 | 2010659              | 1089747 | 540992 | 366853 |
| 2004-05 | 2073939              | 1184814 | 539421 | 344313 |
| 2005-06 | 1997491              | 1159836 | 541057 | 331649 |

**Gross Enrolment Ratio**

| Years   | Gross Enrolment Ratio in Classes |         |        |
|---------|----------------------------------|---------|--------|
|         | I-V                              | VI-VIII | IX-XII |
| 2001-02 | 76.43                            | 65.84   | 46.40  |
| 2002-03 | 80.98                            | 67.33   | 47.52  |
| 2003-04 | 75.25                            | 65.51   | 45.53  |
| 2004-05 | 82.23                            | 76.39   | 43.60  |
| 2005-06 | 79.61                            | 74.83   | 42.22  |

**Drop-out Rates**

| Years   | Drop-out Rates in Classes |        |       |
|---------|---------------------------|--------|-------|
|         | I-V                       | I-VIII | I-X   |
| 2001-02 | 30.51                     | 12.35  | 35.94 |
| 2002-03 | 6.89                      | 9.90   | 29.14 |
| 2003-04 | 13.31                     | 21.26  | 26.54 |
| 2004-05 | 4.81                      | 24.51  | 32.48 |
| 2005-06 | 5.40                      | 10.63  | 42.37 |

**No. of Teachers**

(Figures in numbers)

| Years   | Number of Teachers in |                       |                   |                       |
|---------|-----------------------|-----------------------|-------------------|-----------------------|
|         | Primary Schools       | Upper Primary Schools | Secondary Schools | Sr. Secondary Schools |
| 2001-02 | 50295                 | 8751                  | 30827             | 31302                 |
| 2002-03 | 39029                 | 13449                 | 36668             | 38670                 |
| 2003-04 | 46565                 | 8389                  | 28566             | 34091                 |
| 2004-05 | 49891                 | 9896                  | 29363             | 35541                 |
| 2005-06 | 50621                 | 11175                 | 30660             | 37525                 |

**Pupil Teacher Ratio**

| Years   | Pupil Teacher Ratio in |                       |                   |                       |
|---------|------------------------|-----------------------|-------------------|-----------------------|
|         | Primary Schools        | Upper Primary Schools | Secondary Schools | Sr. Secondary Schools |
| 2001-02 | 39                     | 22                    | 25                | 29                    |
| 2002-03 | 41                     | 26                    | 28                | 30                    |
| 2003-04 | 45                     | 25                    | 28                | 29                    |
| 2004-05 | 44                     | 30                    | 27                | 27                    |
| 2005-06 | 42                     | 26                    | 26                | 26                    |

**Gender Parity Index**

| Years   | Gender Parity Index in Classes |         |        |
|---------|--------------------------------|---------|--------|
|         | I-V                            | VI-VIII | IX-XII |
| 2001-02 | 1.00                           | 0.93    | 0.79   |
| 2002-03 | 1.01                           | 0.91    | 0.84   |
| 2003-04 | 1.05                           | 0.91    | 0.86   |
| 2004-05 | 1.06                           | 0.96    | 0.88   |
| 2005-06 | 1.04                           | 1.00    | 0.91   |

**Number of Girls per 100 Boys**

| Years   | Number of Girls per 100 Boys in Classes |         |        |
|---------|---|---------|--------|
|         | I-V                                     | VI-VIII | IX-XII |
| 2001-02 | 88                                      | 81      | 68     |
| 2002-03 | 84                                      | 80      | 69     |
| 2003-04 | 88                                      | 80      | 71     |
| 2004-05 | 89                                      | 81      | 73     |
| 2005-06 | 87                                      | 83      | 76     |



## B. Tertiary Education:

### Number of Institutions

(Figures in number)

| Institutions/Universities                     | 2001-02 | 2002-03 | 2003-04 | 2004-05 | 2005-06 |
|---|---------|---------|---------|---------|---------|
| Universities                                  | 4       | 4       | 4       | 5       | 5       |
| Deemed to be Universities                     | 1       | 3       | 3       | 3       | 3       |
| Instt. of National Importance                 | 0       | 0       | 0       | 0       | 0       |
| Research Institutes                           | 0       | 0       | 0       | 0       | 0       |
| Colleges for General Education                | 154     | 155     | 163     | 166     | 168     |
| Engg., Tech & Arch. Collages                  | 28      | 41      | 41      | 69      | 45      |
| Medical Colleges (Allo./ Ayur./ Homeo/ Unani) | 8       | 8       | 8       | 8       | 35      |

### Enrolment

(Figures in number)

| Courses  | Enrolment during the year |               |               |               |               |
|--|---------------------------|---------------|---------------|---------------|---------------|
|  | 2001-02                   | 2002-03       | 2003-04       | 2004-05       | 2005-06       |
| Ph.D/D.Sc./D.Phill.  | 972                       | 856           | 1113          | 1371          | 1925          |
| M.A.   | 8150                      | 8511          | 9678          | 8586          | 11112         |
| M.Sc.  | 2179                      | 1991          | 4142          | 3238          | 4294          |
| M.Com.   | 1345                      | 1247          | 2026          | 2281          | 2182          |
| B.A./B.A. (Hons)   | 131534                    | 136990        | 130871        | 122145        | 124390        |
| B.Sc./B.Sc.(Hons.)   | 18816                     | 19262         | 22183         | 20513         | 20867         |
| B.Com./B.Com(Hons.)  | 27592                     | 28966         | 26607         | 30427         | 26711         |
| B.E./B.Sc.(Engg/B.Arch.)                                       | 22152                     | 29771         | 31187         | 38942         | 48424         |
| Medicine, Dentistry, Nursing, Pharmacy, Ayurvedic & Unani etc. | 2504                      | 2512          | 2571          | 2661          | 4706          |
| B.Ed.  | 1858                      | 2897          | 398           | 3375          | 3843          |
| Open University  | -                         | -             | -             | -             | 0             |
| Polytechnic  | -                         | -             | -             | -             | 18900         |
| Others   | 22115                     | 14263         | 20251         | 30792         | 30792         |
| <b>Total</b>   | <b>239217</b>             | <b>257266</b> | <b>251027</b> | <b>264331</b> | <b>298146</b> |

## C: Expenditure on Education:

| Year    | Gross State Domestic Product (GSDP) | Expenditure on Education | Expenditure on Education as percentage of GSDP |
|---------|-------------------------------------|--------------------------|--|
| 2001-02 | 65505                               | 1637.66                  | 2.50   |
| 2002-03 | 72544                               | 1680.07                  | 2.32   |
| 2003-04 | 82468                               | 1785.17                  | 2.16   |
| 2004-05 | 93627                               | 1894.47                  | 2.02   |
| 2005-06 | 106385                              | 2375.15                  | 2.23   |

## D. District-wise Statistics (2005-06)

(Fig. in numbers)

| S.No.        | District Name             | No. of Schools |              |             |                     | Enrolment      |                |               | Teachers     |              |                     |
|--------------|---------------------------|----------------|--------------|-------------|---------------------|----------------|----------------|---------------|--------------|--------------|---------------------|
|              |                           | PPS            | PS           | MS          | HS/HSS/INTERMEDIATE | I-V            | VI-VIII        | IX-XII        | PPS/PS       | MS/HS/HSS    | HS/HSS/INTERMEDIATE |
| 1            | 2                         | 3              | 4            | 5           | 6                   | 7              | 8              | 9             | 10           | 11           | 12                  |
| 1            | Ambala                    | 1              | 588          | 100         | 214                 | 64318          | 69685          | 51820         | 1891         | 277          | 3731                |
| 2            | Bhiwani                   | 5              | 1003         | 222         | 586                 | 163516         | 119297         | 74849         | 4314         | 577          | 8124                |
| 3            | Faridabad                 | 0              | 1298         | 120         | 591                 | 224192         | 112657         | 76054         | 5704         | 736          | 9431                |
| 4            | Fatehabad                 | 0              | 361          | 75          | 193                 | 62343          | 39491          | 29161         | 1486         | 457          | 1479                |
| 5            | Gurgaon                   | 1              | 954          | 63          | 227                 | 170812         | 40339          | 35443         | 4098         | 209          | 3136                |
| 6            | Hisar                     | 1              | 587          | 134         | 481                 | 118829         | 76301          | 59525         | 2734         | 1115         | 5480                |
| 7            | Jhajjar                   | 0              | 565          | 123         | 314                 | 113464         | 55603          | 46644         | 2916         | 781          | 3353                |
| 8            | Jind                      | 1              | 683          | 134         | 343                 | 135507         | 78351          | 52795         | 3154         | 813          | 3604                |
| 9            | Kaithal                   | 3              | 519          | 108         | 167                 | 100470         | 47520          | 34156         | 2741         | 321          | 1585                |
| 10           | Karnal                    | 1              | 636          | 130         | 226                 | 110135         | 65882          | 52660         | 2318         | 757          | 2820                |
| 11           | Kurukshetra               | 2              | 611          | 103         | 157                 | 76119          | 45977          | 38921         | 2075         | 363          | 1703                |
| 12           | Narnaul<br>(Mahendragarh) | 1              | 817          | 133         | 205                 | 113646         | 42624          | 34429         | 2750         | 475          | 2365                |
| 13           | Panchkula                 | 0              | 289          | 64          | 95                  | 33917          | 23479          | 16648         | 949          | 351          | 1134                |
| 14           | Panipat                   | 0              | 294          | 70          | 181                 | 65192          | 40094          | 35408         | 1314         | 462          | 2038                |
| 15           | Rewari                    | 0              | 536          | 89          | 164                 | 63119          | 45258          | 37442         | 1914         | 526          | 1754                |
| 16           | Rohtak                    | 1              | 399          | 60          | 313                 | 86805          | 51834          | 48267         | 2491         | 864          | 3293                |
| 17           | Sirsa                     | 5              | 587          | 143         | 243                 | 96463          | 58003          | 42260         | 2412         | 721          | 2223                |
| 18           | Sonipat                   | 5              | 700          | 154         | 373                 | 118484         | 99739          | 68116         | 3186         | 1165         | 5521                |
| 19           | Yamunanagar               | 0              | 725          | 143         | 244                 | 80160          | 47702          | 38108         | 2174         | 205          | 5411                |
| <b>Total</b> |                           | <b>27</b>      | <b>12152</b> | <b>2168</b> | <b>5317</b>         | <b>1997491</b> | <b>1159836</b> | <b>872706</b> | <b>50621</b> | <b>11175</b> | <b>68185</b>        |

PPS – Pre-Primary Schools

PS – Primary Schools

MS – Middle Schools

HS/HSS/Intermediate - High School/ Hr. Secondary Schools/ Intermediate Schools

## HIMACHAL PRADESH

**Total Population: 6,077,900**  
(as per 2001 Census)

**Estimated 2005 Population: 6382**  
(in 000)

**Literacy Rates:**

**Total : 78.48**  
**Male : 85.35**  
**Female : 67.42**



### A: School Education

**No. of Institutions:** (Figures in numbers)

| Years   | Number of Schools |               |           |               |
|---------|-------------------|---------------|-----------|---------------|
|         | Primary           | Upper Primary | Secondary | Sr. Secondary |
| 2001-02 | 10877             | 1768          | 1246      | 708           |
| 2002-03 | 10868             | 1902          | 1320      | 819           |
| 2003-04 | 11013             | 2076          | 1309      | 820           |
| 2004-05 | 11178             | 2210          | 1373      | 968           |
| 2005-06 | 11261             | 2457          | 1260      | 936           |

**Enrolment** (Figures in numbers)

| Years   | Enrolment in Classes |         |        |        |
|---------|----------------------|---------|--------|--------|
|         | I-V                  | VI-VIII | IX-X   | XI-XII |
| 2001-02 | 718310               | 402171  | 217760 | 123318 |
| 2002-03 | 720842               | 439613  | 222975 | 142787 |
| 2003-04 | 666938               | 419878  | 222961 | 151315 |
| 2004-05 | 670807               | 418802  | 350717 | 339732 |
| 2005-06 | 660960               | 410860  | 350717 | 339732 |

**Gross Enrolment Ratio**

| Years   | Gross Enrolment Ratio in Classes |         |        |
|---------|----------------------------------|---------|--------|
|         | I-V                              | VI-VIII | IX-XII |
| 2001-02 | 90.01                            | 92.88   | 61.90  |
| 2002-03 | 116.42                           | 104.06  | 68.97  |
| 2003-04 | 106.47                           | 98.24   | 69.78  |
| 2004-05 | 108.90                           | 108.50  | 131.26 |
| 2005-06 | 108.89                           | 107.84  | 131.51 |

**Drop-out Rates**

| Years   | Drop-out Rates in Classes |        |       |
|---------|---------------------------|--------|-------|
|         | I-V                       | I-VIII | I-X   |
| 2001-02 | 16.68                     | 21.90  | 31.80 |
| 2002-03 | 12.42                     | 9.56   | 29.95 |
| 2003-04 | 16.98                     | 14.28  | 32.42 |
| 2004-05 | 7.74                      | 15.89  | 0.00  |
| 2005-06 | 10.69                     | 10.82  | 0.00  |

**No. of Teachers**

(Figures in numbers)

| Years   | Number of Teachers in |                       |                   |                       |
|---------|-----------------------|-----------------------|-------------------|-----------------------|
|         | Primary Schools       | Upper Primary Schools | Secondary Schools | Sr. Secondary Schools |
| 2001-02 | 29201                 | 7836                  | 11053             | 13614                 |
| 2002-03 | 29018                 | 9900                  | 13242             | 17754                 |
| 2003-04 | 28738                 | 9199                  | 11761             | 15093                 |
| 2004-05 | 28201                 | 13747                 | 13735             | 16654                 |
| 2005-06 | 30948                 | 13417                 | 12415             | 19490                 |

**Pupil Teacher Ratio**

| Years   | Pupil Teacher Ratio in |                       |                   |                       |
|---------|------------------------|-----------------------|-------------------|-----------------------|
|         | Primary Schools        | Upper Primary Schools | Secondary Schools | Sr. Secondary Schools |
| 2001-02 | 23                     | 16                    | 28                | 28                    |
| 2002-03 | 22                     | 15                    | 24                | 24                    |
| 2003-04 | 21                     | 17                    | 28                | 26                    |
| 2004-05 | 24                     | 30                    | 26                | 20                    |
| 2005-06 | 23                     | 15                    | 30                | 27                    |

**Gender Parity Index**

| Years   | Gender Parity Index in Classes |         |        |
|---------|--------------------------------|---------|--------|
|         | I-V                            | VI-VIII | IX-XII |
| 2001-02 | 0.83                           | 0.87    | 0.84   |
| 2002-03 | 1.00                           | 0.95    | 0.92   |
| 2003-04 | 1.01                           | 0.97    | 0.93   |
| 2004-05 | 0.99                           | 0.97    | 0.93   |
| 2005-06 | 1.01                           | 0.97    | 0.94   |

**Number of Girls per 100 Boys**

| Years   | Number of Girls per 100 Boys in Classes |         |        |
|---------|---|---------|--------|
|         | I-V                                     | VI-VIII | IX-XII |
| 2001-02 | 93                                      | 91      | 86     |
| 2002-03 | 91                                      | 90      | 87     |
| 2003-04 | 92                                      | 92      | 88     |
| 2004-05 | 91                                      | 91      | 88     |
| 2005-06 | 91                                      | 90      | 88     |

## B. Tertiary Education:

### Number of Institutions

(Figures in numbers)

| Institutions/Universities                     | 2001-02 | 2002-03 | 2003-04 | 2004-05 | 2005-06 |
|---|---------|---------|---------|---------|---------|
| Universities                                  | 3       | 4       | 4       | 4       | 4       |
| Deemed to be Universities                     | 0       | 1       | 1       | 2       | 1       |
| Instt. of National Importance                 | 0       | 0       | 0       | 0       | 0       |
| Research Institutes                           | 3       | 3       | 2       | 2       | 2       |
| Colleges for General Education                | 65      | 69      | 69      | 89      | 95      |
| Engg., Tech & Arch. Collages                  | 2       | 2       | 2       | 3       | 6       |
| Medical Colleges (Allo./ Ayur./ Homeo/ Unani) | 7       | 7       | 7       | 7       | 12      |

### Enrolment

(Figures in number)

| Courses  | Enrolment during the year |              |              |               |               |
|--|---------------------------|--------------|--------------|---------------|---------------|
|  | 2001-02                   | 2002-03      | 2003-04      | 2004-05       | 2005-06       |
| Ph.D/D.Sc./D.Phill.  | 941                       | 1194         | 1222         | 1655          | 1973          |
| M.A.   | 2722                      | 2112         | 2290         | 2099          | 2186          |
| M.Sc.  | 338                       | 644          | 325          | 698           | 754           |
| M.Com.   | 103                       | 446          | 469          | 278           | 282           |
| B.A./B.A. (Hons)   | 50529                     | 52985        | 53792        | 56864         | 56236         |
| B.Sc./B.Sc.(Hons.)   | 14695                     | 15403        | 16437        | 16447         | 16643         |
| B.Com./B.Com (Hons.)   | 8743                      | 7498         | 6355         | 5917          | 6068          |
| B.E./B.Sc.(Engg/B.Arch.)                                       | 1258                      | 1291         | 1670         | 1849          | 4287          |
| Medicine, Dentistry, Nursing, Pharmacy, Ayurvedic & Unani etc. | 1342                      | 2231         | 1743         | 1958          | 1908          |
| B.Ed.  | 564                       | 745          | 110          | 2875          | 3425          |
| Open University  | -                         | -            | -            | -             | 0             |
| Polytechnic  | -                         | -            | -            | -             | 2232          |
| Others   | 5084                      | 5165         | 9668         | 12988         | 12988         |
| <b>Total</b>   | <b>86319</b>              | <b>89714</b> | <b>94081</b> | <b>103628</b> | <b>108982</b> |

## C: Expenditure on Education:

| Year    | Gross State Domestic Product (GSDP) | Expenditure on Education | Expenditure on Education as percentage of GSDP |
|---------|-------------------------------------|--------------------------|--|
| 2001-02 | 17148                               | 885.55                   | 5.16   |
| 2002-03 | 18905                               | 1029.98                  | 5.45   |
| 2003-04 | 20721                               | 1040.41                  | 5.02   |
| 2004-05 | 23024                               | 1105.17                  | 4.80   |
| 2005-06 | 25435                               | 1258.84                  | 4.95   |

## D: District-wise Statistics (2005-06)

(Fig. in numbers)

| S.No.        | District Name   | No. of Schools |              |             |                         | Enrolment     |               |               | Teachers     |              |                         |
|--------------|-----------------|----------------|--------------|-------------|-------------------------|---------------|---------------|---------------|--------------|--------------|-------------------------|
|              |                 | PPS            | PS           | MS          | HS/HSS/<br>INTERMEDIATE | I-V           | VI-VIII       | IX-XII        | PPS/<br>PS   | MS           | HS/HSS/<br>INTERMEDIATE |
| 1            | 2               | 3              | 4            | 5           | 6                       | 7             | 8             | 9             | 10           | 11           | 12                      |
| 1            | Bilaspur        | 1              | 666          | 149         | 138                     | 34508         | 22823         | 41555         | 1701         | 837          | 1956                    |
| 2            | Chamba          | 1              | 1110         | 232         | 149                     | 60868         | 31047         | 40989         | 2816         | 1290         | 2173                    |
| 3            | Hamirpur        | 0              | 597          | 166         | 195                     | 41895         | 26931         | 58562         | 1976         | 930          | 2917                    |
| 4            | Kangra          | 1              | 1915         | 447         | 366                     | 140331        | 88483         | 153193        | 5459         | 2471         | 5438                    |
| 5            | Kinnaur         | 0              | 202          | 40          | 43                      | 8888          | 5155          | 7949          | 529          | 244          | 608                     |
| 6            | Kullu           | 0              | 752          | 121         | 119                     | 47762         | 29661         | 37857         | 2154         | 685          | 1564                    |
| 7            | Lahul and Spiti | 0              | 208          | 37          | 28                      | 2903          | 1649          | 2385          | 506          | 227          | 430                     |
| 8            | Mandi           | 1              | 1840         | 412         | 392                     | 96789         | 62615         | 110254        | 5154         | 2143         | 5721                    |
| 9            | Shimla          | 2              | 1638         | 354         | 344                     | 71443         | 43568         | 86313         | 3891         | 1794         | 4818                    |
| 10           | Sirmaur         | 4              | 977          | 182         | 130                     | 52923         | 34342         | 41754         | 2570         | 1017         | 1850                    |
| 11           | Solan           | 0              | 789          | 180         | 147                     | 54807         | 34152         | 60318         | 2289         | 1006         | 2215                    |
| 12           | Una             | 0              | 567          | 137         | 145                     | 47843         | 30434         | 49320         | 1903         | 773          | 2215                    |
| <b>Total</b> |                 | <b>10</b>      | <b>11261</b> | <b>2457</b> | <b>2196</b>             | <b>660960</b> | <b>410860</b> | <b>690449</b> | <b>30948</b> | <b>13417</b> | <b>31905</b>            |

PPS – Pre-Primary Schools

PS – Primary Schools

MS – Middle Schools

HS/HSS/Intermediate - High School/ Hr. Secondary Schools/ Intermediate Schools

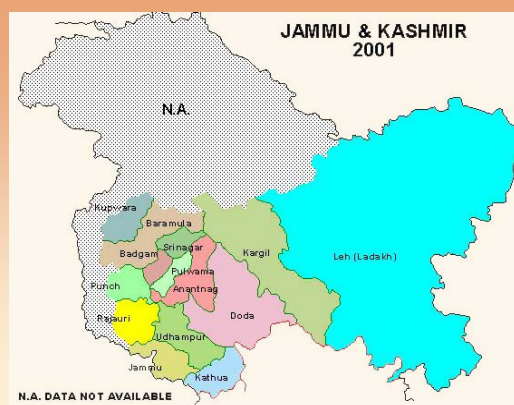
## JAMMU & KASHMIR

**Total Population: 10,143,700**  
(as per 2001 Census)

**Estimated 2005 Population: 10783**  
(in 000)

**Literacy Rates:**

**Total : 55.52**  
**Male : 66.60**  
**Female : 43.00**



### A: School Education

**No. of Institutions:** (Figures in numbers)

| Years   | Number of Schools |               |           |               |
|---------|-------------------|---------------|-----------|---------------|
|         | Primary           | Upper Primary | Secondary | Sr. Secondary |
| 2001-02 | 10926             | 3728          | 1229      | 275           |
| 2002-03 | 10488             | 3976          | 1513      | 380           |
| 2003-04 | 12256             | 3613          | 1550      | 406           |
| 2004-05 | 12049             | 4239          | 965       | 382           |
| 2005-06 | 13369             | 5202          | 1025      | 473           |

**Enrolment** (Figures in numbers)

| Years   | Enrolment in Classes |         |        |        |
|---------|----------------------|---------|--------|--------|
|         | I-V                  | VI-VIII | IX-X   | XI-XII |
| 2001-02 | 1059305              | 476102  | 230221 | 114224 |
| 2002-03 | 1090939              | 502915  | 215311 | 119362 |
| 2003-04 | 950296               | 429229  | 198913 | 137007 |
| 2004-05 | 969479               | 456897  | 216161 | 138720 |
| 2005-06 | 1134528              | 479336  | 219208 | 144225 |

**Gross Enrolment Ratio**

| Years   | Gross Enrolment Ratio in Classes |         |        |
|---------|----------------------------------|---------|--------|
|         | I-V                              | VI-VIII | IX-XII |
| 2001-02 | 89.85                            | 74.39   | 42.24  |
| 2002-03 | 84.39                            | 60.93   | 33.38  |
| 2003-04 | 71.52                            | 50.60   | 32.60  |
| 2004-05 | 83.72                            | 60.28   | 35.38  |
| 2005-06 | 100.49                           | 64.00   | 35.74  |

**Drop-out Rates**

| Years   | Drop-out Rates in Classes |        |       |
|---------|---------------------------|--------|-------|
|         | I-V                       | I-VIII | I-X   |
| 2001-02 | 29.27                     | 30.14  | 48.94 |
| 2002-03 | 24.82                     | 26.71  | 51.07 |
| 2003-04 | 36.65                     | 47.49  | 60.26 |
| 2004-05 | 36.92                     | 38.57  | 53.75 |
| 2005-06 | 11.58                     | 38.14  | 63.88 |

**No. of Teachers**

(Figures in numbers)

| Years   | Number of Teachers in |                       |                   |                       |
|---------|-----------------------|-----------------------|-------------------|-----------------------|
|         | Primary Schools       | Upper Primary Schools | Secondary Schools | Sr. Secondary Schools |
| 2001-02 | 27532                 | 30989                 | 19656             | 7550                  |
| 2002-03 | 26339                 | 36795                 | 25694             | 10173                 |
| 2003-04 | 29846                 | 26624                 | 16066             | 8497                  |
| 2004-05 | 31910                 | 28279                 | 15975             | 8322                  |
| 2005-06 | 38686                 | 32773                 | 19358             | 10161                 |

**Pupil Teacher Ratio**

| Years   | Pupil Teacher Ratio in |                       |                   |                       |
|---------|------------------------|-----------------------|-------------------|-----------------------|
|         | Primary Schools        | Upper Primary Schools | Secondary Schools | Sr. Secondary Schools |
| 2001-02 | 31                     | 19                    | 18                | 20                    |
| 2002-03 | 19                     | 18                    | 19                | 25                    |
| 2003-04 | 33                     | 16                    | 12                | 17                    |
| 2004-05 | 34                     | 16                    | 14                | 17                    |
| 2005-06 | 32                     | 15                    | 11                | 14                    |

**Gender Parity Index**

| Years   | Gender Parity Index in Classes |         |        |
|---------|--------------------------------|---------|--------|
|         | I-V                            | VI-VIII | IX-XII |
| 2001-02 | 0.76                           | 0.76    | 0.73   |
| 2002-03 | 0.87                           | 0.85    | 0.75   |
| 2003-04 | 0.89                           | 0.85    | 0.77   |
| 2004-05 | 0.98                           | 0.85    | 0.81   |
| 2005-06 | 0.95                           | 0.82    | 0.83   |

**Number of Girls per 100 Boys**

| Years   | Number of Girls per 100 Boys in Classes |         |        |
|---------|---|---------|--------|
|         | I-V                                     | VI-VIII | IX-XII |
| 2001-02 | 81                                      | 76      | 71     |
| 2002-03 | 83                                      | 76      | 71     |
| 2003-04 | 84                                      | 80      | 72     |
| 2004-05 | 92                                      | 80      | 76     |
| 2005-06 | 88                                      | 77      | 78     |



## B. Tertiary Education:

### Number of Institutions

(Figures in numbers)

| Institutions/Universities                     | 2001-02 | 2002-03 | 2003-04 | 2004-05 | 2005-06 |
|---|---------|---------|---------|---------|---------|
| Universities                                  | 4       | 5       | 5       | 6       | 5       |
| Deemed to be Universities                     | 0       | 0       | 0       | 1       | 1       |
| Instt. of National Importance                 | 0       | 0       | 0       | 0       | 0       |
| Research Institutes                           | 0       | 0       | 0       | 0       | 0       |
| Colleges for General Education                | 73      | 73      | 73      | 50      | 65      |
| Engg., Tech & Arch. Collages                  | 4       | 4       | 4       | 4       | 5       |
| Medical Colleges (Allo./ Ayur./ Homeo/ Unani) | 6       | 6       | 6       | 6       | 6       |

### Enrolment

(Figures in numbers)

| Courses  | Enrolment during the year |         |         |         |         |
|--|---------------------------|---------|---------|---------|---------|
|  | 2001-02                   | 2002-03 | 2003-04 | 2004-05 | 2005-06 |
| Ph.D/D.Sc./D.Phill.  | 236                       | 298     | 354     | 373     | 426     |
| M.A.   | 2155                      | 1814    | 2158    | 2273    | 5725    |
| M.Sc.  | 1352                      | 1338    | 1592    | 1677    | 2038    |
| M.Com.   | 344                       | 289     | 343     | 360     | 743     |
| B.A./B.A. (Hons)   | 17188                     | 16677   | 19825   | 43054   | 67026   |
| B.Sc./B.Sc.(Hons.)   | 26985                     | 22647   | 26911   | 23862   | 23777   |
| B.Com./B.Com(Hons.)  | 4907                      | 4142    | 4899    | 3915    | 6383    |
| B.E./B.Sc.(Engg/B.Arch.)                                       | 228                       | 966     | 1136    | 1193    | 10277   |
| Medicine, Dentistry, Nursing, Pharmacy, Ayurvedic & Unani etc. | 1434                      | 1675    | 1983    | 2085    | 912     |
| B.Ed.  | 199                       | 2496    | 2976    | 799     | 30829   |
| Open.University  | -                         | -       | -       | -       | -       |
| Polytechnic  | -                         | -       | -       | -       | 7224    |
| Others   | 575                       | 5899    | 7031    | 814     | 3307    |
| Total  | 55603                     | 58241   | 69208   | 80405   | 158667  |

## C: Expenditure on Education:

| Year    | Gross State Domestic Product (GSDP) | Expenditure on Education | Expenditure on Education as percentage of GSDP |
|---------|-------------------------------------|--------------------------|--|
| 2001-02 | 18039                               | 904.60                   | 5.01   |
| 2002-03 | 20326                               | 904.60                   | 4.45   |
| 2003-04 | 22194                               | 976.57                   | 4.40   |
| 2004-05 | 24265                               | 777.45                   | 3.20   |
| 2005-06 | NA                                  | 1218.42                  | NA   |

## D. District-wise Statistics- 2005-06

| S.No.        | District Name | No. of Schools |              |             |                         | Enrolment      |               |               | Teachers     |              |                         |
|--------------|---------------|----------------|--------------|-------------|-------------------------|----------------|---------------|---------------|--------------|--------------|-------------------------|
|              |               | PPS            | PS           | MS          | HS/HSS/<br>INTERMEDIATE | I-V            | VI-VIII       | IX-XII        | PPS/PS       | MS           | HS/HSS/<br>INTERMEDIATE |
| 1            | 2             | 3              | 4            | 5           | 6                       | 7              | 8             | 9             | 10           | 11           | 12                      |
| 1            | Anantnag      | 0              | 1619         | 614         | 135                     | 144337         | 70225         | 43392         | 3967         | 4313         | 2807                    |
| 2            | Baramulla     | 0              | 1224         | 541         | 176                     | 113514         | 54267         | 47250         | 3767         | 3038         | 2643                    |
| 3            | Budgam        | 0              | 630          | 283         | 86                      | 64624          | 31506         | 17811         | 2291         | 1430         | 1188                    |
| 4            | Doda          | 0              | 1191         | 376         | 143                     | 104703         | 29932         | 19726         | 1032         | 1099         | 996                     |
| 5            | Jammu         | 0              | 1233         | 757         | 178                     | 197262         | 91012         | 80367         | 5358         | 6640         | 7020                    |
| 6            | Kargil        | 0              | 313          | 136         | 49                      | 11199          | 6345          | 5995          | 940          | 636          | 700                     |
| 7            | Kathua        | 0              | 773          | 330         | 103                     | 42694          | 23994         | 19084         | 1619         | 1648         | 1048                    |
| 8            | Kupwara       | 0              | 874          | 376         | 81                      | 53748          | 25836         | 17159         | 2988         | 1684         | 1362                    |
| 9            | Leh           | 0              | 225          | 71          | 38                      | 4173           | 1895          | 3145          | 472          | 290          | 473                     |
| 10           | Poonch        | 0              | 1047         | 313         | 63                      | 61313          | 18580         | 13076         | 2202         | 1370         | 1185                    |
| 11           | Pulwama       | 0              | 919          | 314         | 96                      | 62793          | 32914         | 22425         | 2015         | 1873         | 1352                    |
| 12           | Rajouri       | 0              | 798          | 442         | 103                     | 90443          | 22097         | 18829         | 2072         | 2506         | 2177                    |
| 13           | Srinagar      | 0              | 418          | 224         | 105                     | 64549          | 30425         | 29043         | 2197         | 2749         | 3839                    |
| 14           | Udhampur      | 0              | 2105         | 425         | 142                     | 119176         | 40308         | 26131         | 7766         | 3497         | 2729                    |
| <b>Total</b> |               | <b>0</b>       | <b>13369</b> | <b>5202</b> | <b>1498</b>             | <b>1134528</b> | <b>479336</b> | <b>363433</b> | <b>38686</b> | <b>32773</b> | <b>29519</b>            |

PPS – Pre-Primary Schools

PS – Primary Schools

MS – Middle Schools

HS/HSS/Intermediate - High School/ Hr. Secondary Schools/ Intermediate Schools

## JHARKHAND

**Total Population: 26,945,829**  
(as per 2001 Census)

**Estimated 2005 Population: 28846**  
(in 000)

**Literacy Rates:**

**Total : 53.56**  
**Male : 67.30**  
**Female : 38.87**



### A: School Education

#### No. of Institutions:

(Figures in numbers)

| Years   | Number of Schools |               |           |               |
|---------|-------------------|---------------|-----------|---------------|
|         | Primary           | Upper Primary | Secondary | Sr. Secondary |
| 2001-02 | 16643             | 4187          | 1048      | 109           |
| 2002-03 | 17059             | 4270          | 1161      | 331           |
| 2003-04 | 16417             | 4324          | 966       | 122           |
| 2004-05 | 16572             | 4933          | 1068      | 128           |
| 2005-06 | 16186             | 6232          | 1045      | 117           |

#### Enrolment

(Figures in numbers)

| Years   | Enrolment in Classes |         |        |        |
|---------|----------------------|---------|--------|--------|
|         | I-V                  | VI-VIII | IX-X   | XI-XII |
| 2001-02 | 2854183              | 776449  | 313339 | 12279  |
| 2002-03 | 2919790              | 698085  | 287932 | 45784  |
| 2003-04 | 3140252              | 847119  | 329731 | 44334  |
| 2004-05 | 3446984              | 924259  | 350135 | 30621  |
| 2005-06 | 3827742              | 986383  | 372540 | 41849  |

#### Gross Enrolment Ratio

| Years   | Gross Enrolment Ratio in Classes |         |        |
|---------|----------------------------------|---------|--------|
|         | I-V                              | VI-VIII | IX-XII |
| 2001-02 | 88.56                            | 37.56   | 13.52  |
| 2002-03 | 74.79                            | 31.46   | 20.71  |
| 2003-04 | 79.09                            | 37.54   | 14.80  |
| 2004-05 | 94.80                            | 43.41   | 14.80  |
| 2005-06 | 105.19                           | 45.77   | 15.54  |

#### Drop-out Rates

| Years   | Drop-out Rates in Classes |        |     |
|---------|---------------------------|--------|-----|
|         | I-V                       | I-VIII | I-X |
| 2001-02 | -                         | -      | -   |
| 2002-03 | -                         | -      | -   |
| 2003-04 | -                         | -      | -   |
| 2004-05 | -                         | -      | -   |
| 2005-06 | 50.18                     | -      | -   |

**No. of Teachers:**

(Figures in numbers)

| Years   | Number of Teachers in |                       |                   |                       |
|---------|-----------------------|-----------------------|-------------------|-----------------------|
|         | Primary Schools       | Upper Primary Schools | Secondary Schools | Sr. Secondary Schools |
| 2001-02 | 31432                 | 26498                 | 9845              | 2735                  |
| 2002-03 | 30193                 | 26301                 | 10750             | 7335                  |
| 2003-04 | 31150                 | 26536                 | 9828              | 3682                  |
| 2004-05 | 30102                 | 28242                 | 9472              | 3873                  |
| 2005-06 | 32764                 | 31619                 | 10006             | 4472                  |

**Pupil Teacher Ratio**

| Years   | Pupil Teacher Ratio in |                       |                   |                       |
|---------|------------------------|-----------------------|-------------------|-----------------------|
|         | Primary Schools        | Upper Primary Schools | Secondary Schools | Sr. Secondary Schools |
| 2001-02 | 65                     | 53                    | 44                | 25                    |
| 2002-03 | 59                     | 57                    | 42                | 32                    |
| 2003-04 | 73                     | 60                    | 46                | 29                    |
| 2004-05 | 81                     | 61                    | 54                | 20                    |
| 2005-06 | 79                     | 63                    | 52                | 29                    |

**Gender Parity Index**

| Years   | Gender Parity Index in Classes |         |        |
|---------|--------------------------------|---------|--------|
|         | I-V                            | VI-VIII | IX-XII |
| 2001-02 | 0.76                           | 0.70    | 0.63   |
| 2002-03 | 0.84                           | 0.73    | 0.64   |
| 2003-04 | 0.82                           | 0.76    | 0.69   |
| 2004-05 | 0.84                           | 0.75    | 0.67   |
| 2005-06 | 0.86                           | 0.75    | 0.67   |

**Number of Girls per 100 Boys**

| Years   | Number of Girls per 100 Boys in Classes |         |        |
|---------|---|---------|--------|
|         | I-V                                     | VI-VIII | IX-XII |
| 2001-02 | 74                                      | 65      | 54     |
| 2002-03 | 79                                      | 67      | 56     |
| 2003-04 | 78                                      | 70      | 60     |
| 2004-05 | 80                                      | 70      | 61     |
| 2005-06 | 83                                      | 70      | 62     |

## B. Tertiary Education:

### Number of Institutions

(Figures in number)

| Institutions/Universities                     | 2001-02 | 2002-03 | 2003-04 | 2004-05 | 2005-06 |
|---|---------|---------|---------|---------|---------|
| Universities                                  | 4       | 4       | 4       | 4       | 4       |
| Deemed to be Universities                     | 2       | 2       | 2       | 3       | 3       |
| Instt. of National Importance                 | 0       | 0       | 0       | 0       | 0       |
| Research Institutes                           | 0       | 1       | 1       | 1       | 1       |
| Colleges for General Education                | -       | 132     | 146     | 117     | 113     |
| Engg., Tech & Arch. Collages                  | -       | 2       | 5       | 5       | 11      |
| Medical Colleges (Allo./ Ayur./ Homeo/ Unani) | -       | 4       | 8       | 8       | 7       |

### Enrolment

(Figures in number)

| Courses  | Enrolment during the year |         |         |         |         |
|--|---------------------------|---------|---------|---------|---------|
|  | 2001-02                   | 2002-03 | 2003-04 | 2004-05 | 2005-06 |
| Ph.D/D.Sc./D.Phill.  |                           | 78      | 525     | 524     | 640     |
| M.A.   |                           | 5039    | 3792    | 4410    | 4857    |
| M.Sc.  |                           | 1754    | 2231    | 2274    | 4212    |
| M.Com.   |                           | 364     | 1130    | 3227    | 1441    |
| B.A./B.A. (Hons)   |                           | 133072  | 112511  | 96717   | 97687   |
| B.Sc./B.Sc.(Hons.)   |                           | 32382   | 38146   | 39908   | 50803   |
| B.Com./B.Com(Hons.)  |                           | 33080   | 39084   | 38677   | 53316   |
| B.E./B.Sc.(Engg/B.Arch.)                                       |                           | 2173    | 3297    | 8423    | 13351   |
| Medicine, Dentistry, Nursing, Pharmacy, Ayurvedic & Unani etc. |                           | 759     | 473     | 637     | 2483    |
| B.Ed.  |                           | 653     | 872     | 949     | 847     |
| Open   |                           | -       | -       | -       | 0       |
| Polytechniques   |                           | -       | -       | -       | 5321    |
| Others   |                           | 7122    | 1946    | 13430   | 13430   |
| Total  | 191413*                   | 216476  | 204007  | 209176  | 248388  |

\* Faculty-wise break-up is not available.

## C: Expenditure on Education:

| Year    | Gross State Domestic Product (GSDP) | Expenditure on Education | Expenditure on Education as percentage of GSDP |
|---------|-------------------------------------|--------------------------|--|
| 2001-02 | 35030                               | 0                        | 0  |
| 2002-03 | 38187                               | 1078.36                  | 2.82   |
| 2003-04 | 42494                               | 1119.21                  | 2.63   |
| 2004-05 | 56871                               | 1399.18                  | 2.46   |
| 2005-06 | 62950                               | 2178.62                  | 3.46   |

## D. State-wise Statistics- 2005-06

| S.No.        | District Name   | No. of Schools |              |             |                         | Enrolment      |               |               | Teachers     |              |                         |
|--------------|-----------------|----------------|--------------|-------------|-------------------------|----------------|---------------|---------------|--------------|--------------|-------------------------|
|              |                 | PPS            | PS           | MS          | HS/HSS/<br>INTERMEDIATE | I-V            | VI-VIII       | IX-XII        | PPS/<br>PS   | MS           | HS/HSS/<br>INTERMEDIATE |
| 1            | 2               | 3              | 4            | 5           | 6                       | 7              | 8             | 9             | 10           | 11           | 12                      |
| 1            | Devghar         | 0              | 625          | 309         | 38                      | 157772         | 28242         | 11935         | 1216         | 998          | 244                     |
| 2            | Dumka           | 0              | 907          | 383         | 43                      | 216155         | 38296         | 12748         | 1892         | 1193         | 277                     |
| 3            | Godda           | 0              | 752          | 249         | 43                      | 142809         | 22894         | 9257          | 1713         | 1298         | 214                     |
| 4            | Sahibganj       | 0              | 461          | 245         | 34                      | 110139         | 17950         | 7455          | 893          | 947          | 236                     |
| 5            | Pakur           | 0              | 577          | 104         | 19                      | 111653         | 13951         | 4998          | 897          | 577          | 164                     |
| 6            | Hazaribagh      | 0              | 764          | 441         | 92                      | 256332         | 57960         | 23506         | 1520         | 1551         | 483                     |
| 7            | Koderma         | 0              | 223          | 165         | 26                      | 61635          | 14336         | 4907          | 362          | 443          | 110                     |
| 8            | Girdih          | 0              | 1205         | 216         | 57                      | 443844         | 56753         | 16666         | 3569         | 1701         | 659                     |
| 9            | Chatra          | 0              | 1443         | 404         | 37                      | 129308         | 24403         | 7538          | 727          | 695          | 98                      |
| 10           | Dhanbad         | 0              | 714          | 446         | 82                      | 248018         | 63473         | 25124         | 1795         | 2161         | 416                     |
| 11           | Bokaro          | 0              | 705          | 184         | 70                      | 254005         | 106639        | 68119         | 1518         | 1505         | 1736                    |
| 12           | Ranchi          | 0              | 1270         | 386         | 95                      | 397187         | 117195        | 55765         | 4868         | 5970         | 3967                    |
| 13           | Gumala          | 0              | 758          | 360         | 61                      | 164716         | 32534         | 13300         | 1086         | 1649         | 487                     |
| 14           | West Singhbhoom | 0              | 1147         | 265         | 76                      | 96630          | 79187         | 30938         | 2179         | 1800         | 755                     |
| 15           | East Singhbhoom | 0              | 1485         | 403         | 179                     | 255362         | 108262        | 48895         | 2230         | 2405         | 2968                    |
| 16           | Lohardagga      | 0              | 199          | 123         | 25                      | 65514          | 17348         | 6580          | 440          | 662          | 207                     |
| 17           | Palamu          | 0              | 747          | 376         | 54                      | 216484         | 51199         | 20389         | 1289         | 1679         | 495                     |
| 18           | Garhwa          | 0              | 370          | 247         | 24                      | 165657         | 31818         | 8577          | 891          | 842          | 195                     |
| 19           | Simdega         | 0              | 443          | 225         | 40                      | 91036          | 18661         | 6824          | 783          | 979          | 260                     |
| 20           | Latehar         | 0              | 381          | 256         | 18                      | 99445          | 17023         | 6242          | 710          | 1102         | 140                     |
| 21           | Jamtara         | 0              | 485          | 105         | 23                      | 76413          | 20244         | 12032         | 823          | 542          | 128                     |
| 22           | Saraikeela      | 0              | 525          | 340         | 26                      | 67628          | 48015         | 12594         | 1363         | 920          | 239                     |
| <b>Total</b> |                 | <b>1966</b>    | <b>16186</b> | <b>6232</b> | <b>1162</b>             | <b>3827742</b> | <b>986383</b> | <b>414389</b> | <b>32764</b> | <b>31619</b> | <b>14478</b>            |

PPS – Pre-Primary Schools

PS – Primary Schools

MS – Middle Schools

HS/HSS/Intermediate - High School/ Hr. Secondary Schools/ Intermediate Schools

## KARNATAKA

**Total Population: 52,850,562**  
(as per 2001 Census)

**Estimated 2005 Population: 55597**  
(in 000)

**Literacy Rates:**

**Total : 66.64**  
**Male : 76.10**  
**Female : 56.87**



### A: School Education

**No. of Institutions:** (Figures in number)

| Years   | Number of Schools |               |           |               |
|---------|-------------------|---------------|-----------|---------------|
|         | Primary           | Upper Primary | Secondary | Sr. Secondary |
| 2001-02 | 22404             | 27712         | 8612      | 2184          |
| 2002-03 | 26254             | 23643         | 7739      | 1849          |
| 2003-04 | 26163             | 25612         | 9012      | 2237          |
| 2004-05 | 26645             | 26816         | 9462      | 2356          |
| 2005-06 | 27017             | 27512         | 9173      | 2557          |

**Enrolment** (Figures in number)

| Years   | Enrolment in Classes |         |         |        |
|---------|----------------------|---------|---------|--------|
|         | I-V                  | VI-VIII | IX-X    | XI-XII |
| 2001-02 | 6516535              | 2756206 | 1263117 | 608036 |
| 2002-03 | 6286455              | 2787659 | 1265117 | 437883 |
| 2003-04 | 6267825              | 2896719 | 1284137 | 662914 |
| 2004-05 | 5883907              | 2946302 | 1356575 | 782665 |
| 2005-06 | 5757779              | 2886290 | 1315875 | 782703 |

**Gross Enrolment Ratio**

| Years   | Gross Enrolment Ratio in Classes |         |       |
|---------|----------------------------------|---------|-------|
|         | I-V                              | VI-VIII | IX-X  |
| 2001-02 | 112.74                           | 73.93   | 38.82 |
| 2002-03 | 110.65                           | 74.28   | 37.95 |
| 2003-04 | 108.91                           | 76.20   | 41.66 |
| 2004-05 | 107.10                           | 85.47   | 46.40 |
| 2005-06 | 106.09                           | 84.64   | 45.19 |

**Drop-out Rates**

| Years   | Drop-out Rates in Classes |        |       |
|---------|---------------------------|--------|-------|
|         | I-V                       | I-VIII | I-X   |
| 2001-02 | 23.87                     | 50.99  | 61.65 |
| 2002-03 | 18.74                     | 48.46  | 62.14 |
| 2003-04 | 9.75                      | 50.59  | 60.38 |
| 2004-05 | 15.88                     | 49.99  | 59.38 |
| 2005-06 | 15.50                     | 44.83  | 60.86 |

**No. of Teachers**

(Figures in numbers)

| Years   | Number of Teachers in |                       |                   |                       |
|---------|-----------------------|-----------------------|-------------------|-----------------------|
|         | Primary Schools       | Upper Primary Schools | Secondary Schools | Sr. Secondary Schools |
| 2001-02 | 47504                 | 186596                | 79347             | 10481                 |
| 2002-03 | 61004                 | 167451                | 72048             | 30723                 |
| 2003-04 | 51308                 | 189768                | 76852             | 18940                 |
| 2004-05 | 64271                 | 192418                | 76929             | 16482                 |
| 2005-06 | 55973                 | 197603                | 89168             | 16527                 |

**Pupil Teacher Ratio**

| Years   | Pupil Teacher Ratio in |                       |                   |                       |
|---------|------------------------|-----------------------|-------------------|-----------------------|
|         | Primary Schools        | Upper Primary Schools | Secondary Schools | Sr. Secondary Schools |
| 2001-02 | 30                     | 39                    | 25                | 58                    |
| 2002-03 | 26                     | 37                    | 27                | 35                    |
| 2003-04 | 34                     | 39                    | 17                | 35                    |
| 2004-05 | 26                     | 37                    | 18                | 47                    |
| 2005-06 | 26                     | 32                    | 24                | 47                    |

**Gender Parity Index**

| Years   | Gender Parity Index in Classes |         |        |
|---------|--------------------------------|---------|--------|
|         | I-V                            | VI-VIII | IX-XII |
| 2001-02 | 0.93                           | 0.90    | 0.85   |
| 2002-03 | 0.97                           | 0.92    | 0.88   |
| 2003-04 | 0.97                           | 0.93    | 0.94   |
| 2004-05 | 0.98                           | 0.95    | 0.94   |
| 2005-06 | 0.98                           | 0.97    | 0.95   |

**Number of Girls per 100 Boys**

| Years   | Number of Girls per 100 Boys in Classes |         |        |
|---------|---|---------|--------|
|         | I-V                                     | VI-VIII | IX-XII |
| 2001-02 | 90                                      | 89      | 82     |
| 2002-03 | 94                                      | 88      | 81     |
| 2003-04 | 94                                      | 89      | 87     |
| 2004-05 | 94                                      | 90      | 88     |
| 2005-06 | 94                                      | 92      | 89     |



## B. Tertiary Education:

### Number of Institutions

(Figures in numbers)

| Institutions/Universities                     | 2001-02 | 2002-03 | 2003-04 | 2004-05 | 2005-06 |
|---|---------|---------|---------|---------|---------|
| Universities                                  | 13      | 13      | 13      | 15      | 16      |
| Deemed to be Universities                     | 3       | 6       | 6       | 7       | 7       |
| Instt. of National Importance                 | 1       | 0       | 0       | 0       | 0       |
| Research Institutes                           | 1       | 1       | 1       | 1       | 1       |
| Colleges for General Education                | 916     | 923     | 930     | 930     | 930     |
| Engg., Tech & Arch. Collages                  | 112     | 116     | 120     | 120     | 134     |
| Medical Colleges (Allo./ Ayur./ Homeo/ Unani) | 172     | 172     | 172     | 172     | 423     |

### Enrolment

(Figures in numbers)

| Courses  | Enrolment during the year |         |         |         |         |
|--|---------------------------|---------|---------|---------|---------|
|  | 2001-02                   | 2002-03 | 2003-04 | 2004-05 | 2005-06 |
| Ph.D/D.Sc./D.Phill.  | 951                       | 4658    | 5388    | 3107    | 3107    |
| M.A.   | 2187                      | 5689    | 6591    | 8405    | 8405    |
| M.Sc.  | 1222                      | 14570   | 17127   | 13270   | 13270   |
| M.Com.   | 689                       | 4855    | 5624    | 2187    | 2187    |
| B.A./B.A. (Hons)   | 238215                    | 157090  | 185155  | 171743  | 171743  |
| B.Sc./B.Sc.(Hons.)   | 62036                     | 59646   | 70628   | 48392   | 48392   |
| B.Com./B.Com(Hons.)  | 62748                     | 63110   | 74584   | 72499   | 72499   |
| B.E./B.Sc.(Engg/B.Arch.)                                       | 88942                     | 92160   | 107162  | 32863   | 169563  |
| Medicine, Dentistry, Nursing, Pharmacy, Ayurvedic & Unani etc. | 7185                      | 48133   | 56239   | 56239   | 68517   |
| B.Ed.  | 6634                      | 6934    | 8218    | 6800    | 6800    |
| Open University  | -                         | -       | -       | -       | 0       |
| Polytechnic  | -                         | -       | -       | -       | 96566   |
| Others   | 66218                     | 87510   | 102474  | 290736  | 290736  |
| Total  | 537027                    | 544355  | 639190  | 706241  | 951786  |

## C: Expenditure on Education:

| Year    | Gross State Domestic Product (GSDP) | Expenditure on Education | Expenditure on Education as percentage of GSDP |
|---------|-------------------------------------|--------------------------|--|
| 2001-02 | 107933                              | 3570.92                  | 3.31   |
| 2002-03 | 117492                              | 3960.92                  | 3.37   |
| 2003-04 | 128556                              | 3993.92                  | 3.11   |
| 2004-05 | 148541                              | 4764.15                  | 3.21   |
| 2005-06 | <b>170741</b>                       | <b>5350.05</b>           | <b>3.13</b>                                    |

## D: State-wise Statistics; 2005-06

(Fig. in numbers)

| S.No.        | District Name     | No. of Schools |              |              |                         | Enrolment      |                |                | Teachers              |              |
|--------------|-------------------|----------------|--------------|--------------|-------------------------|----------------|----------------|----------------|-----------------------|--------------|
|              |                   | PPS            | PS           | MS           | HS/HSS/<br>INTERMEDIATE | I-V            | VI-VIII        | IX-XII         | PRIMARY AND<br>MIDDLE | HS           |
| 1            | 2                 | 3              | 4            | 5            | 6                       | 7              | 8              | 9              | 10                    | 11           |
| 1            | Bagalkot          | 0              | 613          | 859          | 335                     | 210538         | 98411          | 62836          | 9328                  | 2632         |
| 2            | Bangalore (R)     | 0              | 1837         | 1066         | 478                     | 170083         | 101519         | 87582          | 11844                 | 3819         |
| 3            | Bangalore (U)     | 0              | 1335         | 2608         | 1711                    | 618315         | 317533         | 276138         | 11957                 | 19238        |
| 4            | Belgaum           | 0              | 1661         | 1960         | 757                     | 524048         | 272646         | 175887         | 21288                 | 6890         |
| 5            | Bellary           | 0              | 801          | 908          | 347                     | 275261         | 119205         | 71931          | 9881                  | 2922         |
| 6            | Bidar             | 0              | 488          | 866          | 354                     | 212126         | 87730          | 53981          | 9381                  | 2910         |
| 8            | Bijapur           | 0              | 926          | 1178         | 430                     | 290936         | 120372         | 76020          | 10653                 | 3157         |
| 9            | Chamarajnagar     | 0              | 446          | 482          | 192                     | 86263          | 50403          | 35899          | 4452                  | 1466         |
| 10           | Chikmagalur       | 0              | 931          | 746          | 258                     | 96060          | 51175          | 36953          | 6089                  | 1914         |
| 11           | Chitradurga       | 0              | 989          | 895          | 393                     | 163987         | 92724          | 70807          | 8363                  | 3255         |
| 12           | Dakshin<br>Kannad | 0              | 412          | 992          | 455                     | 180246         | 113819         | 97759          | 8432                  | 4305         |
| 13           | Dharwad           | 0              | 323          | 691          | 283                     | 158133         | 83666          | 56460          | 9878                  | 4104         |
| 14           | Davanagore        | 0              | 843          | 984          | 486                     | 199606         | 108281         | 81419          | 7498                  | 2674         |
| 15           | Gadag             | 0              | 256          | 480          | 237                     | 108563         | 57347          | 39749          | 5021                  | 1933         |
| 16           | Gulbarga          | 0              | 1491         | 1310         | 514                     | 410216         | 138387         | 71926          | 13131                 | 3385         |
| 17           | Hassan            | 0              | 1638         | 1186         | 410                     | 148663         | 81759          | 66896          | 9866                  | 2938         |
| 18           | Haveri            | 0              | 499          | 762          | 320                     | 164586         | 85816          | 61327          | 7034                  | 2746         |
| 19           | Kodagu            | 0              | 201          | 311          | 151                     | 50408          | 27351          | 25005          | 2976                  | 1313         |
| 25           | Kolar             | 0              | 2416         | 1440         | 446                     | 251988         | 135559         | 96708          | 14940                 | 4391         |
| 21           | Koppal            | 0              | 564          | 503          | 226                     | 152504         | 61842          | 30338          | 4638                  | 1191         |
| 22           | Mandya            | 0              | 1116         | 1052         | 430                     | 143873         | 89789          | 77516          | 8652                  | 3391         |
| 23           | Mysore            | 0              | 1148         | 1361         | 604                     | 258354         | 144300         | 116415         | 13077                 | 4684         |
| 24           | Raichur           | 0              | 924          | 596          | 269                     | 252462         | 78008          | 42092          | 6696                  | 1689         |
| 25           | Shimoga           | 0              | 1127         | 1162         | 407                     | 166416         | 91398          | 68053          | 9011                  | 3279         |
| 26           | Tumkur            | 0              | 2325         | 1581         | 675                     | 227711         | 134637         | 100883         | 14892                 | 5151         |
| 27           | Udipi             | 0              | 322          | 626          | 267                     | 95189          | 64198          | 60259          | 5204                  | 2525         |
| 28           | Uttar Kannad      | 0              | 1385         | 907          | 295                     | 141244         | 78415          | 57739          | 9414                  | 2757         |
| <b>Total</b> |                   | <b>0</b>       | <b>27017</b> | <b>27512</b> | <b>11730</b>            | <b>5757779</b> | <b>2886290</b> | <b>2098578</b> | <b>253576</b>         | <b>89168</b> |

PPS – Pre-Primary Schools

PS – Primary Schools

MS – Middle Schools

HS/HSS/Intermediate - High School/ Hr. Secondary Schools/ Intermediate Schools

## KERALA

**Total Population: 31,841,374**  
(as per 2001 Census)

**Estimated 2005 Population: 32989**  
(in 000)

**Literacy Rates:**

**Total : 90.86**  
**Male : 99.24**  
**Female : 87.72**



### A: School Education

#### **No. of Institutions:**

(Figures in numbers)

| Years   | Number of Schools |               |           |               |
|---------|-------------------|---------------|-----------|---------------|
|         | Primary           | Upper Primary | Secondary | Sr. Secondary |
| 2001-02 | 6754              | 2983          | 2805      | 1491          |
| 2002-03 | 6697              | 2988          | 1419      | 1596          |
| 2003-04 | 6717              | 2975          | 2871      | 1286          |
| 2004-05 | 6827              | 3049          | 3093      | 2309          |
| 2005-06 | 6817              | 3044          | 3107      | 2365          |

#### **Enrolment**

(Figures in numbers)

| Years   | Enrolment in Classes |         |         |        |
|---------|----------------------|---------|---------|--------|
|         | I-V                  | VI-VIII | IX-X    | XI-XII |
| 2001-02 | 2523879              | 1765699 | 1056441 | 401851 |
| 2002-03 | 2496100              | 1704991 | 1040489 | 436047 |
| 2003-04 | 2492430              | 1662436 | 1065738 | 85185  |
| 2004-05 | 2543422              | 1628030 | 1057664 | 323286 |
| 2005-06 | 2545323              | 1601297 | 1045855 | 421340 |

#### **Gross Enrolment Ratio**

| Years   | Gross Enrolment Ratio in Classes |         |        |
|---------|----------------------------------|---------|--------|
|         | I-V                              | VI-VIII | IX-XII |
| 2001-02 | 85.50                            | 97.77   | 57.17  |
| 2002-03 | 98.11                            | 97.07   | 62.24  |
| 2003-04 | 96.92                            | 93.64   | 48.00  |
| 2004-05 | 93.61                            | 98.19   | 60.15  |
| 2005-06 | 93.85                            | 97.94   | 64.63  |

#### **Drop-out Rates**

| Years   | Drop-out Rates in Classes |        |       |
|---------|---------------------------|--------|-------|
|         | I-V                       | I-VIII | I-X   |
| 2001-02 | 0.00                      | 0.00   | 16.64 |
| 2002-03 | 0.00                      | 0.00   | 12.90 |
| 2003-04 | 0.00                      | 0.00   | 8.58  |
| 2004-05 | 0.00                      | 0.00   | 7.15  |
| 2005-06 | 0.00                      | 0.00   | 4.98  |

**No. of Teachers**

(Figures in numbers)

| Years   | Number of Teachers in |                       |                   |                       |
|---------|-----------------------|-----------------------|-------------------|-----------------------|
|         | Primary Schools       | Upper Primary Schools | Secondary Schools | Sr. Secondary Schools |
| 2001-02 | 45810                 | 48851                 | 94100             | 20712                 |
| 2002-03 | 42497                 | 46544                 | 40746             | 72225                 |
| 2003-04 | 40559                 | 45164                 | 92731             | 14413                 |
| 2004-05 | 41458                 | 45396                 | 95705             | 38635                 |
| 2005-06 | 41751                 | 46481                 | 95280             | 34503                 |

**Pupil Teacher Ratio**

| Years   | Pupil Teacher Ratio in |                       |                   |                       |
|---------|------------------------|-----------------------|-------------------|-----------------------|
|         | Primary Schools        | Upper Primary Schools | Secondary Schools | Sr. Secondary Schools |
| 2001-02 | 28                     | 28                    | 29                | 19                    |
| 2002-03 | 28                     | 28                    | 27                | 30                    |
| 2003-04 | 29                     | 27                    | 28                | 21                    |
| 2004-05 | 28                     | 27                    | 27                | 15                    |
| 2005-06 | 27                     | 26                    | 27                | 20                    |

**Gender Parity Index**

| Years   | Gender Parity Index in Classes |         |        |
|---------|--------------------------------|---------|--------|
|         | I-V                            | VI-VIII | IX-XII |
| 2001-02 | 0.99                           | 0.95    | 1.10   |
| 2002-03 | 0.99                           | 0.95    | 1.08   |
| 2003-04 | 0.99                           | 0.96    | 1.01   |
| 2004-05 | 1.00                           | 0.95    | 1.04   |
| 2005-06 | 1.00                           | 0.95    | 1.03   |

**Number of Girls per 100 Boys**

| Years   | Number of Girls per 100 Boys in Classes |         |        |
|---------|---|---------|--------|
|         | I-V                                     | VI-VIII | IX-XII |
| 2001-02 | 95                                      | 91      | 107    |
| 2002-03 | 96                                      | 91      | 106    |
| 2003-04 | 96                                      | 91      | 99     |
| 2004-05 | 96                                      | 91      | 102    |
| 2005-06 | 96                                      | 92      | 100    |

## B. Tertiary Education:

### Number of Institutions

(Figures in numbers)

| Institutions/Universities                     | 2001-02 | 2002-03 | 2003-04 | 2004-05 | 2005-06 |
|---|---------|---------|---------|---------|---------|
| Universities                                  | 7       | 7       | 7       | 7       | 7       |
| Deemed to be Universities                     | 0       | 1       | 1       | 1       | 2       |
| Instt. of National Importance                 | 0       | 1       | 1       | 1       | 1       |
| Research Institutes                           | 1       | 1       | 1       | 1       | 1       |
| Colleges for General Education                | 186     | 186     | 186     | 186     | 189     |
| Engg., Tech & Arch. Collages                  | 43      | 66      | 66      | 66      | 99      |
| Medical Colleges (Allo./ Ayur./ Homeo/ Unani) | 23      | 40      | 40      | 40      | 125     |

### Enrolment

(Figures in numbers)

| Courses  | Enrolment during the year |         |         |         |         |
|--|---------------------------|---------|---------|---------|---------|
|  | 2001-02                   | 2002-03 | 2003-04 | 2004-05 | 2005-06 |
| Ph.D/D.Sc./D.Phill.  | 340                       | 2752    | 336     | 417     | 338     |
| M.A.   | 6725                      | 8552    | 7164    | 7443    | 8460    |
| M.Sc.  | 5875                      | 7823    | 6953    | 8192    | 10663   |
| M.Com.   | 2197                      | 2264    | 2501    | 2591    | 3625    |
| B.A./B.A. (Hons)   | 61951                     | 62019   | 63646   | 68622   | 67536   |
| B.Sc./B.Sc.(Hons.)   | 61361                     | 62322   | 65841   | 65905   | 64170   |
| B.Com./B.Com(Hons.)  | 22272                     | 22107   | 23697   | 24217   | 24323   |
| B.E./B.Sc.(Engg/B.Arch.)                                       | 25865                     | 29834   | 29834   | 20862   | 91818   |
| Medicine, Dentistry, Nursing, Pharmacy, Ayurvedic & Unani etc. | 8056                      | 8259    | 8259    | 8259    | 9246    |
| B.Ed.& BT  | 7270                      | 8566    | 3298    | 3317    | 3451    |
| Open   | -                         | -       | -       | -       | 36377   |
| Polytechniques   | -                         | -       | -       | -       | 27240   |
| Others   | 38126                     | 30448   | 85864   | 103330  | 103330  |
| Total  | 240038                    | 244946  | 297393  | 313155  | 450577  |

## C: Expenditure on Education:

| Year    | Gross State Domestic Product (GSDP) | Expenditure on Education | Expenditure on Education as percentage of GSDP |
|---------|-------------------------------------|--------------------------|--|
| 2001-02 | 77385                               | 2760.72                  | 3.57   |
| 2002-03 | 86275                               | 3691.06                  | 4.28   |
| 2003-04 | 96012                               | 3401.20                  | 3.54   |
| 2004-05 | 107054                              | 3956.50                  | 3.70   |
| 2005-06 | 118998                              | 3910.74                  | 3.29   |

## D: State-wise Statistics: 2005-06

(Fig. in numbers)

| S.No.        | District Name      | No. of Schools |             |             |                         | Enrolment      |                |                | Teachers     |              |                         |
|--------------|--------------------|----------------|-------------|-------------|-------------------------|----------------|----------------|----------------|--------------|--------------|-------------------------|
|              |                    | PPS            | PS          | MS          | HS/HSS/<br>INTERMEDIATE | I-V            | VI-VIII        | IX-XII         | PPS/<br>PS   | MS           | HS/HSS/<br>INTERMEDIATE |
| 1            | 2                  | 3              | 4           | 5           | 6                       | 7              | 8              | 9              | 10           | 11           | 12                      |
| 1            | Thiruvananthapuram | 0              | 507         | 226         | 519                     | 241590         | 151256         | 141026         | 3292         | 3126         | 14151                   |
| 2            | Kollam             | 0              | 486         | 217         | 440                     | 176271         | 117221         | 109440         | 2903         | 2703         | 9456                    |
| 3            | Pathanamthitta     | 0              | 426         | 142         | 321                     | 77493          | 52488          | 52791          | 1749         | 1171         | 5750                    |
| 4            | Alapuzha           | 0              | 411         | 159         | 366                     | 139115         | 91862          | 88550          | 2177         | 1916         | 8444                    |
| 5            | Kottayam           | 0              | 468         | 205         | 453                     | 140397         | 86512          | 81081          | 2324         | 2022         | 8779                    |
| 6            | Idukki             | 0              | 231         | 107         | 241                     | 74398          | 45640          | 40112          | 1196         | 1194         | 4035                    |
| 7            | Ernakulam          | 0              | 485         | 219         | 620                     | 225189         | 141779         | 129788         | 3010         | 2636         | 12997                   |
| 8            | Trissur            | 0              | 519         | 232         | 498                     | 242551         | 148324         | 131613         | 3618         | 3605         | 11959                   |
| 9            | Palkkad            | 0              | 556         | 233         | 356                     | 230655         | 142519         | 127693         | 3634         | 4505         | 10516                   |
| 10           | Malapuram          | 0              | 853         | 374         | 520                     | 391829         | 244456         | 218942         | 6849         | 8227         | 15371                   |
| 11           | Kozhikode          | 0              | 721         | 327         | 393                     | 235609         | 151200         | 138852         | 4489         | 6137         | 10573                   |
| 12           | Wyanad             | 0              | 150         | 76          | 131                     | 69471          | 38528          | 34446          | 830          | 1424         | 2934                    |
| 13           | Kannur             | 0              | 732         | 374         | 369                     | 192855         | 124376         | 114704         | 4093         | 5647         | 9094                    |
| 14           | Kasargod           | 0              | 272         | 153         | 245                     | 107900         | 65136          | 58157          | 1587         | 2168         | 5724                    |
| <b>Total</b> |                    | <b>0</b>       | <b>6817</b> | <b>3044</b> | <b>5472</b>             | <b>2545323</b> | <b>1601297</b> | <b>1467195</b> | <b>41751</b> | <b>46481</b> | <b>129783</b>           |

PPS – Pre-Primary Schools

PS – Primary Schools

MS – Middle Schools

HS/HSS/Intermediate - High School/ Hr. Secondary Schools/ Intermediate Schools



**No. of Teachers**

(Figures in numbers)

| Years   | Number of Teachers in |                       |                   |                       |
|---------|-----------------------|-----------------------|-------------------|-----------------------|
|         | Primary Schools       | Upper Primary Schools | Secondary Schools | Sr. Secondary Schools |
| 2001-02 | 173770                | 96050                 | 27372             | 51382                 |
| 2002-03 | 146766                | 148333                | 36276             | 72585                 |
| 2003-04 | 197102                | 132183                | 36181             | 63467                 |
| 2004-05 | 238868                | 129437                | 34633             | 59710                 |
| 2005-06 | 230653                | 129445                | 35028             | 58211                 |

**Pupil Teacher Ratio**

| Years   | Pupil Teacher Ratio in |                       |                   |                       |
|---------|------------------------|-----------------------|-------------------|-----------------------|
|         | Primary Schools        | Upper Primary Schools | Secondary Schools | Sr. Secondary Schools |
| 2001-02 | 44                     | 29                    | 29                | 27                    |
| 2002-03 | 36                     | 28                    | 25                | 28                    |
| 2003-04 | 41                     | 27                    | 29                | 18                    |
| 2004-05 | 43                     | 30                    | 32                | 16                    |
| 2005-06 | 49                     | 33                    | 36                | 16                    |

**Gender Parity Index**

| Years   | Gender Parity Index in Classes |         |        |
|---------|--------------------------------|---------|--------|
|         | I-V                            | VI-VIII | IX-XII |
| 2001-02 | 0.85                           | 0.66    | 0.60   |
| 2002-03 | 0.92                           | 0.7     | 0.64   |
| 2003-04 | 0.90                           | 0.75    | 0.66   |
| 2004-05 | 0.95                           | 0.86    | 0.64   |
| 2005-06 | 0.96                           | 0.87    | 0.65   |

**Number of Girls per 100 Boys**

| Years   | Number of Girls per 100 Boys in Classes |         |        |
|---------|---|---------|--------|
|         | I-V                                     | VI-VIII | IX-XII |
| 2001-02 | 81                                      | 62      | 52     |
| 2002-03 | 86                                      | 65      | 53     |
| 2003-04 | 84                                      | 68      | 55     |
| 2004-05 | 89                                      | 77      | 56     |
| 2005-06 | 90                                      | 80      | 58     |



## B. Tertiary Education:

### Number of Institutions

(Figures in numbers)

| Institutions/Universities                     | 2001-02 | 2002-03 | 2003-04 | 2004-05 | 2005-06 |
|---|---------|---------|---------|---------|---------|
| Universities                                  | 14      | 14      | 14      | 14      | 14      |
| Deemed to be Universities                     | 2       | 3       | 3       | 3       | 3       |
| Instt. of National Importance                 | 0       | 0       | 0       | 0       | 0       |
| Research Institutes                           | 0       | 0       | 0       | 0       | 0       |
| Colleges for General Education                | 513     | 513     | 513     | 760     | 712     |
| Engg., Tech & Arch. Collages                  | 30      | 30      | 56      | 60      | 74      |
| Medical Colleges (Allo./ Ayur./ Homeo/ Unani) | 28      | 28      | 28      | 28      | 97      |

### Enrolment

(Figures in number)

| Courses  | Enrolment during the year |         |         |         |         |
|--|---------------------------|---------|---------|---------|---------|
|  | 2001-02                   | 2002-03 | 2003-04 | 2004-05 | 2005-06 |
| Ph.D/D.Sc./D.Phill.  | 15038                     | 9093    | 12656   | 12656   | 2357    |
| M.A.   | 18317                     | 28464   | 32406   | 22504   | 15981   |
| M.Sc.  | 9761                      | 16994   | 19348   | 6999    | 5862    |
| M.Com.   | 4633                      | 14265   | 16244   | 6310    | 5527    |
| B.A./B.A. (Hons)   | 119031                    | 128575  | 144082  | 101012  | 85194   |
| B.Sc./B.Sc.(Hons.)   | 85914                     | 90209   | 102726  | 52168   | 43447   |
| B.Com./B.Com(Hons.)  | 94290                     | 96329   | 109692  | 54662   | 50607   |
| B.E./B.Sc.(Engg/B.Arch.)                                       | 25311                     | 25817   | 29422   | 26550   | 79815   |
| Medicine, Dentistry, Nursing, Pharmacy, Ayurvedic & Unani etc. | 4574                      | 6815    | 7761    | 7760    | 11914   |
| B.Ed. & BT   | 6262                      | 5575    | 6347    | 6347    | 4695    |
| Open Universities  | -                         | -       | -       | -       | 177602  |
| Polytechnic  | -                         | -       | -       | -       | 24309   |
| Others   | 67611                     | 50037   | 57005   | 461450  | 461450  |
| Total  | 450742                    | 472173  | 537690  | 758418  | 968760  |

## C: Expenditure on Education:

| Year    | Gross State Domestic Product(GSDP) | Expenditure on Education | Expenditure on Education as percentage of GSDP |
|---------|------------------------------------|--------------------------|--|
| 2001-02 | 86745                              | 2741.70                  | 3.16   |
| 2002-03 | 86832                              | 3249.76                  | 3.74   |
| 2003-04 | 102839                             | 3214.03                  | 3.13   |
| 2004-05 | 107282                             | 3503.47                  | 3.27   |
| 2005-06 | 116322                             | 3993.62                  | 3.43   |

**D: District-wise Statistics- 2005-06**

(Fig. in numbers)

| S.No. | District Name | No. of Schools |      |      |                         | Enrolment in Classes |         |        | Teachers |      |                         |
|-------|---------------|----------------|------|------|-------------------------|----------------------|---------|--------|----------|------|-------------------------|
|       |               | PPS            | PS   | MS   | HS/HSS/<br>INTERMEDIATE | I-V                  | VI-VIII | IX-XII | PS       | MS   | HS/HSS/<br>INTERMEDIATE |
| 1     | 2             | 3              | 4    | 5    | 6                       | 7                    | 8       | 9      | 10       | 11   | 12                      |
| 1     | Anoopur       | 0              | 1380 | 419  | 121                     | 124528               | 50993   | 25780  | 2672     | 1162 | 1250                    |
| 2     | Ashok Nagar   | 0              | 1248 | 466  | 35                      | 136342               | 33564   | 19591  | 2809     | 1344 | 179                     |
| 3     | Balghat       | 0              | 2428 | 888  | 244                     | 256026               | 131668  | 52130  | 6002     | 3089 | 3334                    |
| 4     | Barwani       | 0              | 2499 | 678  | 91                      | 207109               | 42329   | 19668  | 4337     | 2164 | 1725                    |
| 5     | Betul         | 0              | 2315 | 1079 | 220                     | 241123               | 95531   | 60204  | 6100     | 3731 | 2169                    |
| 6     | Bhind         | 0              | 2035 | 1054 | 260                     | 268220               | 114619  | 57736  | 5461     | 3215 | 2244                    |
| 7     | Bhopal        | 0              | 961  | 461  | 429                     | 308458               | 138823  | 88012  | 4888     | 2201 | 6494                    |
| 8     | Burhanpur     | 0              | 629  | 250  | 58                      | 87209                | 28310   | 12963  | 1753     | 881  | 473                     |
| 9     | Chhatarpur    | 0              | 2213 | 820  | 186                     | 291399               | 93426   | 45473  | 6524     | 3394 | 2689                    |
| 10    | Chhindwara    | 0              | 3093 | 1066 | 348                     | 318474               | 131817  | 104393 | 7905     | 4056 | 2197                    |
| 11    | Damoh         | 0              | 1661 | 738  | 101                     | 227607               | 94551   | 36448  | 4509     | 2492 | 1216                    |
| 12    | Datia         | 0              | 981  | 487  | 93                      | 117897               | 41004   | 17100  | 2638     | 1529 | 634                     |
| 13    | Dewas         | 0              | 1736 | 657  | 156                     | 216008               | 79173   | 47199  | 4560     | 2738 | 2366                    |
| 14    | Dhar          | 0              | 3747 | 985  | 212                     | 364096               | 108018  | 40605  | 8342     | 3891 | 3561                    |
| 15    | Dindori       | 0              | 1605 | 417  | 78                      | 118665               | 47958   | 15806  | 3066     | 1628 | 397                     |
| 16    | Guna          | 0              | 1865 | 670  | 109                     | 214105               | 55036   | 28402  | 4058     | 1963 | 1275                    |
| 17    | Gwalior       | 0              | 1659 | 774  | 350                     | 279802               | 135385  | 91638  | 4031     | 2437 | 3253                    |
| 18    | Hardha        | 0              | 630  | 386  | 51                      | 92009                | 32094   | 12269  | 1525     | 741  | 399                     |
| 19    | Hoshangabad   | 0              | 1364 | 665  | 182                     | 167997               | 68930   | 45293  | 2956     | 1821 | 1154                    |
| 20    | Indore        | 0              | 1374 | 846  | 540                     | 346231               | 148890  | 111162 | 3718     | 5911 | 4088                    |
| 21    | Jabalpur      | 0              | 1836 | 879  | 294                     | 316533               | 153687  | 103239 | 4917     | 3058 | 5364                    |
| 22    | Jhabua        | 0              | 4305 | 811  | 134                     | 305399               | 93936   | 23360  | 8010     | 3650 | 2129                    |
| 23    | Katni         | 0              | 1589 | 683  | 136                     | 205112               | 80429   | 34864  | 3755     | 2025 | 1068                    |
| 24    | Khandwa       | 0              | 1258 | 521  | 91                      | 183134               | 58666   | 42317  | 3826     | 1883 | 1177                    |
| 25    | Khargon       | 0              | 3039 | 1043 | 175                     | 281723               | 89392   | 38411  | 6381     | 4276 | 1643                    |

| S.No.        | District Name | No. of Schools |              |              |                         | Enrolment in Classes |                |                | Teachers      |               |                         |
|--------------|---------------|----------------|--------------|--------------|-------------------------|----------------------|----------------|----------------|---------------|---------------|-------------------------|
|              |               | PPS            | PS           | MS           | HS/HSS/<br>INTERMEDIATE | I-V                  | VI-VIII        | IX-XII         | PS            | MS            | HS/HSS/<br>INTERMEDIATE |
| 1            | 2             | 3              | 4            | 5            | 6                       | 7                    | 8              | 9              | 10            | 11            | 12                      |
| 26           | Mandla        | 0              | 2390         | 717          | 125                     | 172282               | 65354          | 32718          | 4880          | 2323          | 1203                    |
| 27           | Mandsur       | 0              | 1457         | 580          | 181                     | 200161               | 70171          | 26065          | 3913          | 2084          | 903                     |
| 28           | Morena        | 0              | 2026         | 564          | 231                     | 397089               | 148859         | 72370          | 5329          | 2485          | 1982                    |
| 29           | Narsinghpur   | 0              | 1424         | 577          | 126                     | 153109               | 58623          | 32435          | 3713          | 2121          | 868                     |
| 30           | Neemach       | 0              | 1006         | 480          | 108                     | 110439               | 37487          | 18683          | 2568          | 1786          | 849                     |
| 31           | Panna         | 0              | 1918         | 824          | 94                      | 153541               | 71665          | 29045          | 3948          | 1962          | 1328                    |
| 32           | Raisen        | 0              | 2101         | 800          | 147                     | 222251               | 83797          | 34111          | 6444          | 4017          | 2410                    |
| 33           | Rajgarh       | 0              | 2182         | 927          | 168                     | 235386               | 83713          | 48463          | 5426          | 3091          | 1139                    |
| 34           | Ratlam        | 0              | 1914         | 658          | 155                     | 233481               | 68890          | 34639          | 5090          | 2859          | 1784                    |
| 35           | Rewa          | 0              | 3757         | 865          | 431                     | 423975               | 203037         | 127554         | 8292          | 4810          | 5859                    |
| 36           | Sagar         | 0              | 2481         | 1031         | 240                     | 352097               | 145808         | 70308          | 6485          | 3758          | 2658                    |
| 37           | Satna         | 0              | 3045         | 1093         | 295                     | 339801               | 134262         | 75517          | 6788          | 4680          | 3165                    |
| 38           | Sehore        | 0              | 1616         | 701          | 146                     | 221372               | 91773          | 39334          | 4652          | 2857          | 1046                    |
| 39           | Seoni         | 0              | 2555         | 863          | 161                     | 214914               | 80328          | 42306          | 5998          | 3405          | 1496                    |
| 40           | Shahdol       | 0              | 1868         | 525          | 143                     | 153394               | 54474          | 33220          | 3784          | 1523          | 1502                    |
| 41           | Shajapur      | 0              | 1779         | 915          | 153                     | 253941               | 96681          | 30287          | 4774          | 2887          | 1246                    |
| 42           | Sheopur       | 0              | 905          | 246          | 30                      | 109920               | 27388          | 18142          | 1996          | 890           | 364                     |
| 43           | Shivpuri      | 0              | 2528         | 882          | 135                     | 307261               | 101343         | 34048          | 6250          | 2616          | 1209                    |
| 44           | Sidhi         | 0              | 3718         | 1429         | 234                     | 397098               | 125687         | 83780          | 8138          | 4838          | 4057                    |
| 45           | Tikamgarh     | 0              | 2084         | 717          | 99                      | 212803               | 80472          | 34367          | 5511          | 2167          | 1317                    |
| 46           | Ujjain        | 0              | 1654         | 782          | 201                     | 394332               | 155201         | 53993          | 5230          | 3577          | 2783                    |
| 47           | Umariya       | 0              | 898          | 497          | 57                      | 101536               | 45983          | 17874          | 1629          | 1334          | 450                     |
| 48           | Vidisha       | 0              | 2134         | 717          | 150                     | 238682               | 74044          | 31677          | 5072          | 2095          | 1143                    |
| <b>Total</b> |               | <b>0</b>       | <b>94890</b> | <b>35133</b> | <b>8504</b>             | <b>11274071</b>      | <b>4253269</b> | <b>2194999</b> | <b>230653</b> | <b>129445</b> | <b>93239</b>            |

PPS – Pre-Primary Schools

PS – Primary Schools

MS – Middle Schools

HS/HSS/Intermediate - High School/ Hr. Secondary Schools/ Intermediate Schools

## MAHARASHTRA

**Total Population: 96,878,627**  
(as per 2001 Census)

**Estimated 2005 Population: 103219**  
(in 000)

**Literacy Rates:**

**Total : 76.88**  
**Male : 85.97**  
**Female : 67.03**



### A: School Education

**No. of Institutions:**

(Figures in numbers)

| Years   | Number of Schools |               |           |               |
|---------|-------------------|---------------|-----------|---------------|
|         | Primary           | Upper Primary | Secondary | Sr. Secondary |
| 2001-02 | 45971             | 24574         | 11998     | 4061          |
| 2002-03 | 40850             | 25775         | 13181     | 4076          |
| 2003-04 | 41258             | 26033         | 13773     | 4212          |
| 2004-05 | 41669             | 26295         | 14391     | 4326          |
| 2005-06 | 42267             | 26377         | 15037     | 4466          |

**Enrolment**

(Figures in numbers)

| Years   | Enrolment in Classes |         |         |         |
|---------|----------------------|---------|---------|---------|
|         | I-V                  | VI-VIII | IX-X    | XI-XII  |
| 2001-02 | 11528282             | 5724999 | 2727677 | 1521865 |
| 2002-03 | 10900033             | 5957208 | 2815398 | 1597493 |
| 2003-04 | 11175756             | 6087790 | 2876255 | 1670121 |
| 2004-05 | 11385483             | 6188552 | 2892033 | 1779999 |
| 2005-06 | 11557676             | 6311169 | 2978861 | 1851926 |

**Gross Enrolment Ratio**

| Years   | Gross Enrolment Ratio in Classes |         |        |
|---------|----------------------------------|---------|--------|
|         | I-V                              | VI-VIII | IX-XII |
| 2001-02 | 108.27                           | 90.14   | 53.07  |
| 2002-03 | 106.55                           | 86.97   | 53.08  |
| 2003-04 | 107.60                           | 87.55   | 53.86  |
| 2004-05 | 110.37                           | 98.08   | 55.60  |
| 2005-06 | 112.34                           | 100.64  | 56.78  |

**Drop-out Rates**

| Years   | Drop-out Rates in Classes |        |       |
|---------|---------------------------|--------|-------|
|         | I-V                       | I-VIII | I-X   |
| 2001-02 | 7.37                      | 37.03  | 52.28 |
| 2002-03 | 15.55                     | 32.59  | 52.05 |
| 2003-04 | 13.07                     | 33.25  | 52.08 |
| 2004-05 | 6.70                      | 28.99  | 54.16 |
| 2005-06 | 5.14                      | 23.50  | 51.36 |

**No. of Teachers**

(Figures in numbers)

| Years   | Number of Teachers in |                       |                   |                       |
|---------|-----------------------|-----------------------|-------------------|-----------------------|
|         | Primary Schools       | Upper Primary Schools | Secondary Schools | Sr. Secondary Schools |
| 2001-02 | 176526                | 242265                | 95191             | 108234                |
| 2002-03 | 123392                | 189583                | 154345            | 101953                |
| 2003-04 | 187819                | 186821                | 155368            | 117289                |
| 2004-05 | 190473                | 192482                | 158118            | 120427                |
| 2005-06 | 189195                | 203046                | 160917            | 123584                |

**Pupil Teacher Ratio**

| Years   | Pupil Teacher Ratio in |                       |                   |                       |
|---------|------------------------|-----------------------|-------------------|-----------------------|
|         | Primary Schools        | Upper Primary Schools | Secondary Schools | Sr. Secondary Schools |
| 2001-02 | 39                     | 30                    | 54                | 41                    |
| 2002-03 | 36                     | 37                    | 34                | 39                    |
| 2003-04 | 37                     | 38                    | 34                | 41                    |
| 2004-05 | 37                     | 37                    | 35                | 42                    |
| 2005-06 | 37                     | 36                    | 35                | 43                    |

**Gender Parity Index**

| Years   | Gender Parity Index in Classes |         |        |
|---------|--------------------------------|---------|--------|
|         | I-V                            | VI-VIII | IX-XII |
| 2001-02 | 0.96                           | 0.91    | 0.83   |
| 2002-03 | 0.98                           | 0.94    | 0.91   |
| 2003-04 | 0.99                           | 0.96    | 0.93   |
| 2004-05 | 1.00                           | 0.98    | 0.91   |
| 2005-06 | 0.98                           | 1.02    | 0.92   |

**Number of Girls per 100 Boys**

| Years   | Number of Girls per 100 Boys in Classes |         |        |
|---------|---|---------|--------|
|         | I-V                                     | VI-VIII | IX-XII |
| 2001-02 | 92                                      | 87      | 76     |
| 2002-03 | 91                                      | 87      | 78     |
| 2003-04 | 92                                      | 88      | 80     |
| 2004-05 | 93                                      | 90      | 92     |
| 2005-06 | 93                                      | 90      | 92     |

## B. Tertiary Education:

### Number of Institutions

(Figures in numbers)

| Institutions/Universities                     | 2001-02 | 2002-03 | 2003-04 | 2004-05 | 2005-06 |
|---|---------|---------|---------|---------|---------|
| Universities                                  | 19      | 19      | 19      | 20      | 20      |
| Deemed to be Universities                     | 9       | 13      | 13      | 16      | 20      |
| Instt. of National Importance                 | 1       | 1       | 1       | 1       | 1       |
| Research Institutes                           | 19      | 19      | 21      | 54      | 54      |
| Colleges for General Education                | 1208    | 1208    | 1208    | 1208    | 1018    |
| Engg., Tech & Arch. Collages                  | 167     | 167     | 177     | 177     | 193     |
| Medical Colleges (Allo./ Ayur./ Homeo/ Unani) | 116     | 116     | 116     | 116     | 345     |

### Enrolment

(Figures in numbers)

| Courses  | Enrolment during the year |         |         |         |         |
|--|---------------------------|---------|---------|---------|---------|
|  | 2001-02                   | 2002-03 | 2003-04 | 2004-05 | 2005-06 |
| Ph.D/D.Sc./D.Phill.  | 3948                      | 4145    | 4525    | 3948    | 2058    |
| M.A.   | 48011                     | 40596   | 44535   | 48011   | 38657   |
| M.Sc.  | 14282                     | 18702   | 20484   | 14282   | 11321   |
| M.Com.   | 11710                     | 17845   | 19487   | 11710   | 18828   |
| B.A./B.A. (Hons)   | 442085                    | 481756  | 527903  | 442085  | 314034  |
| B.Sc./B.Sc.(Hons.)   | 106473                    | 126258  | 138229  | 106473  | 109498  |
| B.Com./B.Com(Hons.)  | 259969                    | 279468  | 306204  | 259969  | 250080  |
| B.E./B.Sc.(Engg/B.Arch.)                                       | 119925                    | 122323  | 133144  | 133144  | 173894  |
| Medicine, Dentistry, Nursing, Pharmacy, Ayurvedic & Unani etc. | 36414                     | 38234   | 41943   | 41943   | 57263   |
| B.Ed.  | 29431                     | 13543   | 14864   | 13330   | 15590   |
| Open University  | -                         | -       | -       |         | 129472  |
| Polytechnic  |                           |         |         |         | 101376  |
| Others   | 88991                     | 99401   | 108577  | 459718  | 459718  |
| Total  | 1161239                   | 1242271 | 1359895 | 1534613 | 1681789 |

## C: Expenditure on Education:

| Year    | Gross State Domestic Product(GSDP) | Expenditure on Education | Expenditure on Education as percentage of GSDP |
|---------|------------------------------------|--------------------------|--|
| 2001-02 | 271293                             | 10492.33                 | 3.87   |
| 2002-03 | 299279                             | 10052.01                 | 3.36   |
| 2003-04 | 337495                             | 10810.96                 | 3.20   |
| 2004-05 | 378839                             | 11541.69                 | 3.05   |
| 2005-06 | 432413                             | 12643.70                 | 2.92   |

## D: District – wise Statistics –2005-06

(Fig. in numbers)

| S.No. | District Name    | No. of Schools |      |      |                         | Enrolment |         |        | Teachers   |       |                         |
|-------|------------------|----------------|------|------|-------------------------|-----------|---------|--------|------------|-------|-------------------------|
|       |                  | PPS            | PS   | MS   | HS/HSS/<br>INTERMEDIATE | I-V       | VI-VIII | IX-XII | PPS/P<br>S | MS    | HS/HSS/<br>INTERMEDIATE |
| 1     | 2                | 3              | 4    | 5    | 6                       | 7         | 8       | 9      | 10         | 11    | 12                      |
| 1     | Brihan<br>Mumbai | 493            | 1244 | 930  | 1959                    | 1064371   | 663717  | 594021 | 11302      | 12621 | 27763                   |
| 2     | Nashik           | 459            | 2290 | 1141 | 834                     | 612225    | 338877  | 223035 | 8562       | 8685  | 13294                   |
| 3     | Dhule            | 982            | 1026 | 234  | 418                     | 208792    | 111759  | 93131  | 4840       | 1819  | 7639                    |
| 4     | Nandurbar        | 245            | 1155 | 180  | 324                     | 155214    | 64618   | 52372  | 3279       | 1465  | 3857                    |
| 5     | Jalgaon          | 2536           | 1445 | 699  | 652                     | 464409    | 256824  | 196188 | 7996       | 6278  | 11297                   |
| 6     | Thane            | 3690           | 2648 | 2014 | 756                     | 921947    | 466753  | 335324 | 11729      | 17739 | 16425                   |
| 7     | Pune             | 4098           | 2953 | 1599 | 1209                    | 791289    | 441802  | 354733 | 14225      | 14209 | 20970                   |
| 8     | Ahmednagar       | 3545           | 2570 | 745  | 974                     | 500964    | 282685  | 243760 | 11776      | 6165  | 14898                   |
| 9     | Solapur          | 2100           | 1867 | 1083 | 912                     | 510470    | 268858  | 182717 | 8832       | 9357  | 13134                   |
| 10    | Raigad           | 2457           | 1972 | 829  | 448                     | 280723    | 149338  | 103247 | 6738       | 4730  | 5889                    |
| 11    | Kolhapur         | 2379           | 1199 | 1023 | 833                     | 394618    | 220904  | 200537 | 6017       | 8505  | 11282                   |
| 12    | Ratnagiri        | 1852           | 1658 | 1136 | 410                     | 350824    | 107592  | 73052  | 5231       | 6243  | 4472                    |
| 13    | Sindhudurg       | 1136           | 982  | 529  | 202                     | 83078     | 50405   | 41122  | 2866       | 2914  | 2892                    |
| 14    | Satara           | 2447           | 1807 | 946  | 699                     | 295789    | 194839  | 166938 | 7390       | 6502  | 11565                   |
| 15    | Sangali          | 1421           | 1185 | 683  | 656                     | 298985    | 179706  | 137295 | 5168       | 6110  | 8433                    |
| 16    | Aurangabad       | 2161           | 926  | 938  | 471                     | 414468    | 204766  | 140161 | 6827       | 6410  | 7191                    |
| 17    | Jalna            | 486            | 572  | 767  | 292                     | 213133    | 111729  | 64533  | 2143       | 4409  | 3417                    |
| 18    | Parbhani         | 496            | 521  | 635  | 304                     | 229772    | 98545   | 58608  | 1970       | 4522  | 1263                    |
| 19    | Hingoli          | 706            | 453  | 394  | 144                     | 138278    | 63385   | 33956  | 1767       | 2138  | 1841                    |

| S.No.        | District Name | No. of Schools |              |              |                         | Enrolment       |                |                | Teachers      |               |                         |
|--------------|---------------|----------------|--------------|--------------|-------------------------|-----------------|----------------|----------------|---------------|---------------|-------------------------|
|              |               | PPS            | PS           | MS           | HS/HSS/<br>INTERMEDIATE | I-V             | VI-VIII        | IX-XII         | PPS/P<br>S    | MS            | HS/HSS/<br>INTERMEDIATE |
| 20           | Beed          | 2391           | 1268         | 809          | 586                     | 332357          | 169999         | 118957         | 5692          | 6132          | 6712                    |
| 21           | Nanded        | 2114           | 1134         | 1202         | 579                     | 430653          | 178556         | 135649         | 5344          | 8730          | 6238                    |
| 22           | Osmanabad     | 1487           | 435          | 655          | 430                     | 181564          | 106594         | 73943          | 3088          | 4698          | 4693                    |
| 23           | Latur         | 346            | 725          | 881          | 592                     | 326614          | 183517         | 129393         | 2763          | 6881          | 6716                    |
| 24           | Amravati      | 1023           | 1128         | 768          | 596                     | 302046          | 176607         | 129752         | 4629          | 5962          | 9347                    |
| 25           | Buldhana      | 551            | 960          | 632          | 458                     | 264052          | 157368         | 111018         | 3815          | 5099          | 7699                    |
| 26           | Akola         | 1052           | 726          | 442          | 399                     | 196511          | 113145         | 88521          | 3379          | 3289          | 5852                    |
| 27           | Washim        | 1015           | 567          | 420          | 216                     | 121479          | 72576          | 58648          | 2411          | 2031          | 4008                    |
| 28           | Yavatmal      | 2295           | 1271         | 912          | 596                     | 318337          | 156587         | 110207         | 5445          | 6147          | 5780                    |
| 29           | Nagpur        | 1069           | 1606         | 900          | 899                     | 439643          | 271933         | 207282         | 7178          | 7340          | 14881                   |
| 30           | Wardha        | 961            | 767          | 323          | 264                     | 118445          | 79177          | 62092          | 3041          | 2338          | 6007                    |
| 31           | Bhandara      | 1048           | 603          | 327          | 293                     | 115511          | 76255          | 71675          | 2700          | 2317          | 4940                    |
| 32           | Gondia        | 1083           | 543          | 454          | 321                     | 127758          | 84941          | 77868          | 2480          | 3248          | 4289                    |
| 33           | Chandrapur    | 2238           | 1138         | 682          | 483                     | 235382          | 141597         | 111535         | 5458          | 4983          | 6300                    |
| 34           | Gadchiroli    | 1467           | 923          | 465          | 294                     | 117975          | 65215          | 49517          | 3114          | 3030          | 3517                    |
| <b>Total</b> |               | <b>53829</b>   | <b>42267</b> | <b>26377</b> | <b>19503</b>            | <b>11557676</b> | <b>6311169</b> | <b>4830787</b> | <b>189195</b> | <b>203046</b> | <b>284501</b>           |

PPS – Pre-Primary Schools

PS – Primary Schools

MS – Middle Schools

HS/HSS/Intermediate - High School/ Hr. Secondary Schools/ Intermediate Schools



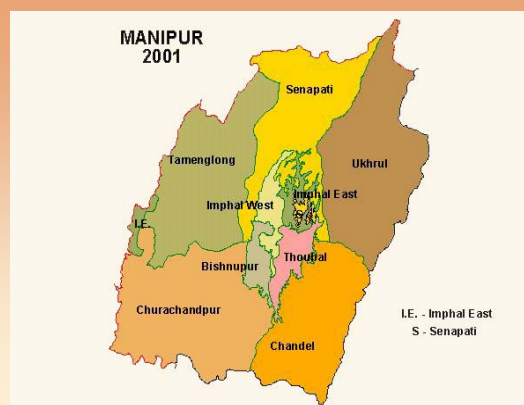
## MANIPUR

**Total Population: 21, 66,788**  
(as per 2001 Census)

**Estimated 2005 Population: 2280**  
(in 000)

**Literacy Rates:**

**Total : 70.53**  
**Male : 80.33**  
**Female : 60.53**



### A: School Education

**No. of Institutions:** (Figures in numbers)

| Years   | Number of Schools |               |           |               |
|---------|-------------------|---------------|-----------|---------------|
|         | Primary           | Upper Primary | Secondary | Sr. Secondary |
| 2001-02 | 2573              | 796           | 564       | 95            |
| 2002-03 | 2552              | 794           | 540       | 147           |
| 2003-04 | 2552              | 832           | 540       | 112           |
| 2004-05 | 2552              | 831           | 588       | 118           |
| 2005-06 | 2552              | 831           | 603       | 102           |

**Enrolment** (Figures in numbers)

| Years   | Enrolment in Classes |         |       |        |
|---------|----------------------|---------|-------|--------|
|         | I-V                  | VI-VIII | IX-X  | XI-XII |
| 2001-02 | 298371               | 126905  | 67244 | 16982  |
| 2002-03 | 356799               | 124910  | 62921 | 37826  |
| 2003-04 | 339110               | 132910  | 70910 | 21238  |
| 2004-05 | 348897               | 137300  | 73565 | 23178  |
| 2005-06 | 360055               | 141691  | 75924 | 23918  |

**Gross Enrolment Ratio**

| Years   | Gross Enrolment Ratio in Classes |         |        |
|---------|----------------------------------|---------|--------|
|         | I-V                              | VI-VIII | IX-XII |
| 2001-02 | 99.13                            | 77.86   | 40.49  |
| 2002-03 | 146.88                           | 80.46   | 51.32  |
| 2003-04 | 137.51                           | 84.33   | 46.24  |
| 2004-05 | 151.69                           | 94.69   | 48.61  |
| 2005-06 | 157.92                           | 97.92   | 49.43  |

**Drop-out Rates**

| Years   | Drop-out Rates in Classes |        |       |
|---------|---------------------------|--------|-------|
|         | I-V                       | I-VIII | I-X   |
| 2001-02 | 27.06                     | 37.75  | 53.90 |
| 2002-03 | 25.60                     | 32.93  | 60.54 |
| 2003-04 | 26.41                     | 30.61  | 49.02 |
| 2004-05 | 31.18                     | 32.80  | 43.02 |
| 2005-06 | 31.06                     | 35.97  | 41.91 |

**No. of Teachers**

(Figures in numbers)

| Years   | Number of Teachers in |                       |                   |                       |
|---------|-----------------------|-----------------------|-------------------|-----------------------|
|         | Primary Schools       | Upper Primary Schools | Secondary Schools | Sr. Secondary Schools |
| 2001-02 | 9642                  | 7824                  | 9534              | 2528                  |
| 2002-03 | 8245                  | 8834                  | 9175              | 3104                  |
| 2003-04 | 8249                  | 8834                  | 9175              | 3104                  |
| 2004-05 | 8033                  | 8753                  | 9058              | 3075                  |
| 2005-06 | 7867                  | 8673                  | 8933              | 3033                  |

**Pupil Teacher Ratio**

| Years   | Pupil Teacher Ratio in |                       |                   |                       |
|---------|------------------------|-----------------------|-------------------|-----------------------|
|         | Primary Schools        | Upper Primary Schools | Secondary Schools | Sr. Secondary Schools |
| 2001-02 | 22                     | 19                    | 20                | 24                    |
| 2002-03 | 21                     | 17                    | 19                | 20                    |
| 2003-04 | 28                     | 19                    | 23                | 22                    |
| 2004-05 | 30                     | 20                    | 24                | 23                    |
| 2005-06 | 31                     | 21                    | 25                | 22                    |

**Gender Parity Index**

| Years   | Gender Parity Index in Classes |         |        |
|---------|--------------------------------|---------|--------|
|         | I-V                            | VI-VIII | IX-XII |
| 2001-02 | 0.84                           | 0.86    | 0.87   |
| 2002-03 | 0.97                           | 0.99    | 0.94   |
| 2003-04 | 0.97                           | 0.94    | 0.93   |
| 2004-05 | 0.96                           | 0.94    | 0.93   |
| 2005-06 | 0.96                           | 0.93    | 0.93   |

**Number of Girls per 100 Boys**

| Years   | Number of Girls per 100 Boys in Classes |         |        |
|---------|---|---------|--------|
|         | I-V                                     | VI-VIII | IX-XII |
| 2001-02 | 91                                      | 87      | 87     |
| 2002-03 | 93                                      | 95      | 93     |
| 2003-04 | 93                                      | 89      | 91     |
| 2004-05 | 101                                     | 109     | 101    |
| 2005-06 | 96                                      | 104     | 100    |

## B. Tertiary Education:

### Number of Institutions

(Figures in numbers)

| Institutions/Universities                     | 2001-02 | 2002-03 | 2003-04 | 2004-05 | 2005-06 |
|---|---------|---------|---------|---------|---------|
| Universities                                  | 2       | 2       | 2       | 2       | 2       |
| Deemed to be Universities                     | 0       | 0       | 0       | 0       | 0       |
| Instt. of National Importance                 | 0       | 0       | 0       | 0       | 0       |
| Research Institutes                           | 0       | 0       | 0       | 0       | 0       |
| Colleges for General Education                | 50      | 58      | 58      | 58      | 58      |
| Engg., Tech & Arch. Collages                  | 0       | 1       | 1       | 1       | 1       |
| Medical Colleges (Allo./ Ayur./ Homeo/ Unani) | 1       | 1       | 1       | 1       | 1       |

### Enrolment

(Figures in numbers)

| Courses  | Enrolment during the year |              |              |              |              |
|--|---------------------------|--------------|--------------|--------------|--------------|
|  | 2001-02                   | 2002-03      | 2003-04      | 2004-05      | 2005-06      |
| Ph.D/D.Sc./D.Phill.  | 84                        | 438          | 182          | 192          | 755          |
| M.A.   | 851                       | 408          | 594          | 627          | 760          |
| M.Sc.  | 75                        | 351          | 590          | 621          | 640          |
| M.Com.   | 90                        | 80           | 135          | 142          | 156          |
| B.A./B.A. (Hons)   | 16425                     | 14579        | 6497         | 6839         | 5770         |
| B.Sc./B.Sc.(Hons.)   | 6831                      | 11059        | 5369         | 5650         | 4850         |
| B.Com./B.Com(Hons.)  | 871                       | 887          | 374          | 394          | 358          |
| B.E./B.Sc.(Engg/B.Arch.)                                       | 0                         | 306          | 437          | 459          | 368          |
| Medicine, Dentistry, Nursing, Pharmacy, Ayurvedic & Unani etc. | 604                       | 615          | 156          | 164          | 105          |
| B.Ed.  | 332                       | 341          | 290          | 306          | 290          |
| Open University  | -                         | -            | -            | -            | 0            |
| Polytechnic  | -                         | -            | -            | -            | 840          |
| Others   | 1928                      | 6496         | 22108        | 23285        | 23285        |
| <b>Total</b>   | <b>28091</b>              | <b>35560</b> | <b>36732</b> | <b>38679</b> | <b>38177</b> |

### C: Expenditure on Education:

| Year    | Gross State Domestic Product(GSDP) | Expenditure on Education | Expenditure on Education as percentage of GSDP |
|---------|------------------------------------|--------------------------|--|
| 2001-02 | 3369                               | 305.95                   | 9.08   |
| 2002-03 | 3506                               | 300.39                   | 8.57   |
| 2003-04 | 3979                               | 266.27                   | 6.69   |
| 2004-05 | 5050                               | 332.18                   | 6.58   |
| 2005-06 | 5714                               | 430.74                   | 7.54   |

### D: District-wise Statistics- 2005-06

(Fig. in numbers)

| S.No. | District Name | No. of Schools |      |     |                      | Enrolment |         |        | Teachers |      |                      |
|-------|---------------|----------------|------|-----|----------------------|-----------|---------|--------|----------|------|----------------------|
|       |               | PPS            | PS   | MS  | HS/HSS/ INTERMEDIATE | I-V       | VI-VIII | IX-XII | PPS/PS   | MS   | HS/HSS/ INTERMEDIATE |
| 1     |               | 3              | 4    | 5   | 6                    | 7         | 8       | 9      | 10       | 11   | 12                   |
| 1     | Imphal- West  | 1              | 342  | 148 | 156                  | 66117     | 34646   | 30467  | 1587     | 2568 | 4071                 |
| 2     | Imphal- East  | 0              | 367  | 132 | 140                  | 65867     | 28954   | 19813  | 1106     | 1054 | 1671                 |
| 3     | Thoubal       | 0              | 315  | 85  | 110                  | 56204     | 26868   | 15576  | 1024     | 945  | 1657                 |
| 4     | Bishnupur     | 0              | 196  | 66  | 59                   | 33757     | 14609   | 10443  | 590      | 697  | 873                  |
| 5     | Ukhrul        | 0              | 225  | 72  | 47                   | 25285     | 6076    | 4393   | 594      | 618  | 680                  |
| 6     | Tamenglong    | 0              | 216  | 53  | 24                   | 22640     | 3944    | 3144   | 712      | 381  | 376                  |
| 7     | Senapati      | 0              | 410  | 99  | 67                   | 36583     | 12142   | 6712   | 622      | 1007 | 843                  |
| 8     | Churachandpur | 0              | 274  | 113 | 79                   | 31486     | 10724   | 7066   | 1105     | 953  | 1390                 |
| 9     | Chandel       | 0              | 207  | 63  | 23                   | 22116     | 3728    | 2228   | 527      | 450  | 405                  |
| Total |               | 1              | 2552 | 831 | 705                  | 360055    | 141691  | 99842  | 7867     | 8673 | 11966                |

PPS – Pre-Primary Schools

PS – Primary Schools

MS – Middle Schools

HS/HSS/Intermediate - High School/ Hr. Secondary Schools/ Intermediate Schools

## MEGHALAYA

**Total Population: 2,318,822**  
(as per 2001 Census)

**Estimated 2005 Population: 2440**  
(in 000)

**Literacy Rates:**

**Total : 62.56**  
**Male : 65.43**  
**Female : 59.61**



### A: School Education

**No. of Institutions:**

(Figures in number)

| Years   | Number of Schools |               |           |               |
|---------|-------------------|---------------|-----------|---------------|
|         | Primary           | Upper Primary | Secondary | Sr. Secondary |
| 2001-02 | 5646              | 1041          | 574       | 69            |
| 2002-03 | 5807              | 1083          | 513       | 128           |
| 2003-04 | 5851              | 1559          | 575       | 80            |
| 2004-05 | 5851              | 1759          | 631       | 80            |
| 2005-06 | 5851              | 1759          | 575       | 80            |

**Enrolment**

(Figures in number)

| Years   | Enrolment in Classes |         |       |        |
|---------|----------------------|---------|-------|--------|
|         | I-V                  | VI-VIII | IX-X  | XI-XII |
| 2001-02 | 327132               | 96110   | 36151 | 20420  |
| 2002-03 | 391730               | 104420  | 44056 | 29456  |
| 2003-04 | 360907               | 122027  | 38396 | 25834  |
| 2004-05 | 467955               | 136840  | 48037 | 26162  |
| 2005-06 | 508205               | 153689  | 51073 | 29634  |

**Gross Enrolment Ratio**

| Years   | Gross Enrolment Ratio in Classes |         |        |
|---------|----------------------------------|---------|--------|
|         | I-V                              | VI-VIII | IX-XII |
| 2001-02 | 112.42                           | 60.83   | 28.13  |
| 2002-03 | 116.19                           | 53.08   | 32.61  |
| 2003-04 | 105.51                           | 61.14   | 28.09  |
| 2004-05 | 147.62                           | 76.45   | 33.27  |
| 2005-06 | 162.37                           | 86.34   | 35.71  |

**Drop-out Rates**

| Years   | Drop-out Rates in Classes |        |       |
|---------|---------------------------|--------|-------|
|         | I-V                       | I-VIII | I-X   |
| 2001-02 | 56.96                     | 76.99  | 83.44 |
| 2002-03 | 56.51                     | 71.67  | 80.93 |
| 2003-04 | 53.42                     | 71.13  | 83.24 |
| 2004-05 | 49.97                     | 64.21  | 79.15 |
| 2005-06 | 42.38                     | 64.02  | 78.09 |

**No. of Teachers**

(Figures in number)

| Years   | Number of Teachers in |                       |                   |                       |
|---------|-----------------------|-----------------------|-------------------|-----------------------|
|         | Primary Schools       | Upper Primary Schools | Secondary Schools | Sr. Secondary Schools |
| 2001-02 | 13365                 | 4967                  | 5209              | 949                   |
| 2002-03 | 14397                 | 5540                  | 5033              | 2201                  |
| 2003-04 | 13745                 | 6607                  | 5325              | 949                   |
| 2004-05 | 13745                 | 7407                  | 5209              | 995                   |
| 2005-06 | 13745                 | 7407                  | 5209              | 995                   |

**Pupil Teacher Ratio**

| Years   | Pupil Teacher Ratio in |                       |                   |                       |
|---------|------------------------|-----------------------|-------------------|-----------------------|
|         | Primary Schools        | Upper Primary Schools | Secondary Schools | Sr. Secondary Schools |
| 2001-02 | 34                     | 17                    | 17                | 30                    |
| 2002-03 | 22                     | 17                    | 18                | 23                    |
| 2003-04 | 36                     | 14                    | 19                | 36                    |
| 2004-05 | 44                     | 16                    | 24                | 16                    |
| 2005-06 | 46                     | 18                    | 27                | 23                    |

**Gender Parity Index**

| Years   | Gender Parity Index in Classes |         |        |
|---------|--------------------------------|---------|--------|
|         | I-V                            | VI-VIII | IX-XII |
| 2001-02 | 0.91                           | 1.02    | 0.91   |
| 2002-03 | 1.05                           | 1.11    | 1.04   |
| 2003-04 | 1.03                           | 1.03    | 1.01   |
| 2004-05 | 1.03                           | 1.12    | 1.04   |
| 2005-06 | 0.98                           | 1.06    | 1.04   |

**Number of Girls per 100 Boys**

| Years   | Number of Girls per 100 Boys in Classes |         |        |
|---------|---|---------|--------|
|         | I-V                                     | VI-VIII | IX-XII |
| 2001-02 | 100                                     | 105     | 91     |
| 2002-03 | 102                                     | 109     | 100    |
| 2003-04 | 100                                     | 101     | 98     |
| 2004-05 | 101                                     | 109     | 101    |
| 2005-06 | 96                                      | 104     | 100    |

## B. Tertiary Education:

### Number of Institutions

(Figures in number)

| Institutions/Universities                     | 2001-02 | 2002-03 | 2003-04 | 2004-05 | 2005-06 |
|---|---------|---------|---------|---------|---------|
| Universities                                  | 1       | 1       | 1       | 1       | 1       |
| Deemed to be Universities                     | 0       | 0       | 0       | 0       | 0       |
| Instt. of National Importance                 | 0       | 0       | 0       | 0       | 0       |
| Research Institutes                           | 0       | 0       | 0       | 0       | 0       |
| Colleges for General Education                | 46      | 44      | 48      | 54      | 54      |
| Engg., Tech & Arch. Collages                  | 0       | 0       | 0       | 0       | 1       |
| Medical Colleges (Allo./ Ayur./ Homeo/ Unani) | 0       | 0       | 0       | 0       | 0       |

### Enrolment

(Figures in number)

| Courses  | Enrolment during the year |         |         |         |         |
|--|---------------------------|---------|---------|---------|---------|
|  | 2001-02                   | 2002-03 | 2003-04 | 2004-05 | 2005-06 |
| Ph.D/D.Sc./D.Phill.  | 322                       | 385     | 498     | 387     | 311     |
| M.A.   | 806                       | 1015    | 1075    | 1112    | 1119    |
| M.Sc.  | 253                       | 279     | 323     | 337     | 382     |
| M.Com.   | 54                        | 66      | 84      | 90      | 87      |
| B.A./B.A. (Hons)   | 11936                     | 13595   | 14114   | 14480   | 20863   |
| B.Sc./B.Sc.(Hons.)   | 2684                      | 2750    | 2801    | 2826    | 2841    |
| B.Com./B.Com(Hons.)  | 1526                      | 1603    | 2056    | 2059    | 2176    |
| B.E./B.Sc.(Engg/B.Arch.)                                       | 0                         | 161     | 0       | 0       | 768     |
| Medicine, Dentistry, Nursing, Pharmacy, Ayurvedic & Unani etc. | 0                         | 0       | 0       | 0       | 0       |
| B.Ed.  | 157                       | 178     | 291     | 292     | 354     |
| Open University  | -                         | -       | -       | -       | 0       |
| Polytechnic  | -                         | -       | -       | -       | 624     |
| Others   | 0                         | 8009    | 8907    | 9133    | 9133    |
| Total  | 17738                     | 28041   | 30149   | 30716   | 38658   |

## C: Expenditure on Education:

| Year    | Gross State Domestic Product(GSDP) | Expenditure on Education | Expenditure on Education as percentage of GSDP |
|---------|------------------------------------|--------------------------|--|
| 2001-02 | 4615                               | 254.59                   | 5.52   |
| 2002-03 | 4900                               | 234.14                   | 4.78   |
| 2003-04 | 5504                               | 259.20                   | 4.71   |
| 2004-05 | 5980                               | 289.58                   | 4.84   |
| 2005-06 | 6470                               | 358.67                   | 5.54   |

## D: District-wise Statistics- 2005-06

(Figures in numbers)

| S.No.        | District Name    | No. of Schools |             |             |                         | Enrolment     |               |              | Teachers     |             |                         |
|--------------|------------------|----------------|-------------|-------------|-------------------------|---------------|---------------|--------------|--------------|-------------|-------------------------|
|              |                  | PPS            | PS          | MS          | HS/HSS/<br>INTERMEDIATE | I-V           | VI-VIII       | IX-XII       | PPS/<br>PS   | MS          | HS/HSS/<br>INTERMEDIATE |
| 1            | 2                | 3              | 4           | 5           | 6                       | 7             | 8             | 9            | 10           | 11          | 12                      |
| 1            | East Khasi Hills | 0              | 617         | 234         | 62                      | 134745        | 45742         | 26919        | 2954         | 1497        | 2394                    |
| 2            | Ri Bhoi          | 0              | 1096        | 355         | 209                     | 27368         | 8004          | 2678         | 1029         | 778         | 317                     |
| 3            | West Khasi Hills | 0              | 1155        | 304         | 95                      | 85297         | 29994         | 6419         | 2553         | 1266        | 703                     |
| 4            | Jaintia          | 0              | 751         | 219         | 65                      | 35960         | 17087         | 6418         | 1793         | 1020        | 568                     |
| 5            | East Garo Hills  | 0              | 1345        | 336         | 159                     | 62698         | 8888          | 10188        | 1671         | 928         | 637                     |
| 6            | WestGargo        | 0              | 421         | 122         | 32                      | 131232        | 36172         | 24017        | 2865         | 1406        | 1350                    |
| 7            | South Garo       | 0              | 466         | 189         | 33                      | 30905         | 7802          | 4068         | 880          | 512         | 235                     |
| <b>Total</b> |                  | <b>0</b>       | <b>5851</b> | <b>1759</b> | <b>655</b>              | <b>508205</b> | <b>153689</b> | <b>80707</b> | <b>13745</b> | <b>7407</b> | <b>6204</b>             |

PPS – Pre-Primary Schools

PS – Primary Schools

MS – Middle Schools

HS/HSS/Intermediate - High School/ Hr. Secondary Schools/ Intermediate Schools



## MIZORAM

**Total Population: 888,573**  
(as per 2001 Census)

**Estimated 2005 Population: 934**  
(in 000)

**Literacy Rates:**

**Total : 88.80**  
**Male : 90.72**  
**Female : 86.75**



### A: School Education

**No. of Institutions:** (Figures in numbers)

| Years   | Number of Schools |               |           |               |
|---------|-------------------|---------------|-----------|---------------|
|         | Primary           | Upper Primary | Secondary | Sr. Secondary |
| 2001-02 | 1377              | 851           | 370       | 33            |
| 2002-03 | 1253              | 848           | 339       | 49            |
| 2003-04 | 1504              | 908           | 443       | 71            |
| 2004-05 | 1481              | 939           | 445       | 67            |
| 2005-06 | 1688              | 1121          | 484       | 76            |

**Enrolment** (Figures in numbers)

| Years   | Enrolment in Classes |         |       |        |
|---------|----------------------|---------|-------|--------|
|         | I-V                  | VI-VIII | IX-X  | XI-XII |
| 2001-02 | 134547               | 49572   | 27162 | 8975   |
| 2002-03 | 134150               | 51349   | 21878 | 11341  |
| 2003-04 | 127057               | 51096   | 25685 | 10539  |
| 2004-05 | 123705               | 51514   | 26795 | 10283  |
| 2005-06 | 162302               | 74332   | 25066 | 10555  |

**Gross Enrolment Ratio**

| Years   | Gross Enrolment Ratio in Classes |         |        |
|---------|----------------------------------|---------|--------|
|         | I-V                              | VI-VIII | IX-XII |
| 2001-02 | 119.07                           | 79.95   | 45.92  |
| 2002-03 | 128.70                           | 78.47   | 40.61  |
| 2003-04 | 120.17                           | 76.98   | 43.66  |
| 2004-05 | 127.53                           | 81.77   | 44.67  |
| 2005-06 | 169.06                           | 117.99  | 41.91  |

**Drop-out Rates**

| Years   | Drop-out Rates in Classes |        |       |
|---------|---------------------------|--------|-------|
|         | I-V                       | I-VIII | I-X   |
| 2001-02 | 59.31                     | 59.89  | 69.73 |
| 2002-03 | 56.38                     | 58.31  | 75.68 |
| 2003-04 | 55.61                     | 64.19  | 69.74 |
| 2004-05 | 49.84                     | 66.84  | 66.95 |
| 2005-06 | 31.58                     | 64.86  | 73.73 |

**No. of Teachers**

(Figures in numbers)

| Years   | Number of Teachers in |                       |                   |                       |
|---------|-----------------------|-----------------------|-------------------|-----------------------|
|         | Primary Schools       | Upper Primary Schools | Secondary Schools | Sr. Secondary Schools |
| 2001-02 | 5429                  | 5747                  | 2853              | 485                   |
| 2002-03 | 4628                  | 6170                  | 2589              | 1037                  |
| 2003-04 | 5849                  | 5606                  | 3231              | 663                   |
| 2004-05 | 5969                  | 6977                  | 3592              | 845                   |
| 2005-06 | 5210                  | 7983                  | 3694              | 854                   |

**Pupil Teacher Ratio**

| Years   | Pupil Teacher Ratio in |                       |                   |                       |
|---------|------------------------|-----------------------|-------------------|-----------------------|
|         | Primary Schools        | Upper Primary Schools | Secondary Schools | Sr. Secondary Schools |
| 2001-02 | 21                     | 9                     | 15                | 19                    |
| 2002-03 | 19                     | 11                    | 13                | 22                    |
| 2003-04 | 18                     | 10                    | 13                | 16                    |
| 2004-05 | 17                     | 8                     | 12                | 12                    |
| 2005-06 | 25                     | 11                    | 11                | 12                    |

**Gender Parity Index**

| Years   | Gender Parity Index in Classes |         |        |
|---------|--------------------------------|---------|--------|
|         | I-V                            | VI-VIII | IX-XII |
| 2001-02 | 0.81                           | 0.96    | 1.04   |
| 2002-03 | 0.96                           | 0.99    | 1.03   |
| 2003-04 | 0.96                           | 0.99    | 1.05   |
| 2004-05 | 0.93                           | 0.99    | 1.02   |
| 2005-06 | 0.98                           | 1.00    | 1.00   |

**Number of Girls per 100 Boys**

| Years   | Number of Girls per 100 Boys in Classes |         |        |
|---------|---|---------|--------|
|         | I-V                                     | VI-VIII | IX-XII |
| 2001-02 | 85                                      | 96      | 100    |
| 2002-03 | 92                                      | 96      | 101    |
| 2003-04 | 92                                      | 96      | 103    |
| 2004-05 | 91                                      | 96      | 100    |
| 2005-06 | 94                                      | 97      | 98     |

## B. Tertiary Education:

### Number of Institutions

(Figures in number)

| Institutions/Universities                     | 2001-02 | 2002-03 | 2003-04 | 2004-05 | 2005-06 |
|---|---------|---------|---------|---------|---------|
| Universities                                  | 1       | 1       | 1       | 1       | 1       |
| Deemed to be Universities                     | 0       | 0       | 0       | 0       | 0       |
| Instt. of National Importance                 | 0       | 0       | 0       | 0       | 0       |
| Research Institutes                           | 0       | 0       | 0       | 0       | 0       |
| Colleges for General Education                | 30      | 27      | 26      | 26      | 26      |
| Engg., Tech & Arch. Collages                  | 0       | 0       | 0       | 0       | 1       |
| Medical Colleges (Allo./ Ayur./ Homeo/ Unani) | 0       | 0       | 0       | 0       | 0       |

### Enrolment

(Figures in number)

| Courses  | Enrolment during the year |         |         |         |         |
|--|---------------------------|---------|---------|---------|---------|
|  | 2001-02                   | 2002-03 | 2003-04 | 2004-05 | 2005-06 |
| Ph.D/D.Sc./D.Phill.  | 0                         | 0       | 0       | 0       | 0       |
| M.A.   | 0                         | 0       | 0       | 0       | 0       |
| M.Sc.  | 0                         | 0       | 0       | 0       | 0       |
| M.Com.   | 0                         | 0       | 0       | 0       | 0       |
| B.A./B.A. (Hons)   | 5037                      | 4976    | 5000    | 5308    | 6542    |
| B.Sc./B.Sc.(Hons.)   | 507                       | 413     | 526     | 615     | 605     |
| B.Com./B.Com(Hons.)  | 278                       | 207     | 228     | 300     | 291     |
| B.E./B.Sc.(Engg/B.Arch.)                                       | 0                         | 0       | 0       | 0       | 384     |
| Medicine, Dentistry, Nursing, Pharmacy, Ayurvedic & Unani etc. | 0                         | 0       | 0       | 0       | 0       |
| B.Ed.  | 165                       | 161     | 162     | 111     | 115     |
| Open University  | -                         | -       | -       | -       | 0       |
| Polytechnic  |                           |         |         |         | 792     |
| Others   | 0                         | 4709    | 5657    | 5846    | 5846    |
| Total  | 5987                      | 10466   | 11573   | 12180   | 14575   |

## C: Expenditure on Education:

| Year    | Gross State Domestic Product (GSDP) | Expenditure on Education | Expenditure on Education as percentage of GSDP |
|---------|-------------------------------------|--------------------------|--|
| 2001-02 | 1947                                | 188.75                   | 9.69   |
| 2002-03 | 2166                                | 203.37                   | 9.39   |
| 2003-04 | 2325                                | 206.99                   | 8.90   |
| 2004-05 | 2455                                | 206.99                   | 8.43   |
| 2005-06 | 2697                                | 237.33                   | 8.80   |

## D- District-wise Statistics- 2005-06

(Figures in numbers)

| S.No.        | District Name | No. of Schools |             |             |                         | Enrolment     |              |              | Teachers    |             |                         |
|--------------|---------------|----------------|-------------|-------------|-------------------------|---------------|--------------|--------------|-------------|-------------|-------------------------|
|              |               | PPS            | PS          | MS          | HS/HSS/<br>INTERMEDIATE | I-IV          | VI-VII       | VIII-XII     | PPS/<br>PS  | MS          | HS/HSS/<br>INTERMEDIATE |
| 1            | 2             | 3              | 4           | 5           | 6                       | 7             | 8            | 9            | 10          | 11          | 12                      |
| 1            | Aizawl        | 0              | 484         | 378         | 225                     | 36663         | 37863        | 25931        | 1424        | 3296        | 2078                    |
| 2            | Champhai      | 0              | 209         | 149         | 69                      | 16673         | 8028         | 5137         | 575         | 1060        | 500                     |
| 3            | Kolasib       | 0              | 103         | 70          | 27                      | 11566         | 6127         | 3184         | 417         | 447         | 220                     |
| 4            | Lawngtlai     | 0              | 228         | 114         | 32                      | 17929         | 7102         | 2035         | 664         | 536         | 246                     |
| 5            | Mamit         | 0              | 292         | 170         | 95                      | 18573         | 8523         | 7615         | 860         | 1151        | 733                     |
| 6            | Saiha         | 0              | 146         | 94          | 32                      | 15052         | 11177        | 1857         | 417         | 454         | 219                     |
| 7            | Lunglei       | 0              | 113         | 70          | 42                      | 6568          | 4161         | 3210         | 483         | 526         | 293                     |
| 8            | Serchhip      | 0              | 113         | 76          | 38                      | 9022          | 5063         | 3196         | 370         | 513         | 259                     |
| <b>Total</b> |               | <b>0</b>       | <b>1688</b> | <b>1121</b> | <b>560</b>              | <b>132046</b> | <b>88044</b> | <b>52165</b> | <b>5210</b> | <b>7983</b> | <b>4548</b>             |

PPS – Pre-Primary Schools

PS – Primary Schools

MS – Middle Schools

HS/HSS/Intermediate - High School/ Hr. Secondary Schools/ Intermediate Schools

## NAGALAND

**Total Population: 1,990,036**  
(as per 2001 Census)

**Estimated 2005 Population: 2093**  
(in 000)

**Literacy Rates:**

**Total** : 66.59  
**Male** : 71.16  
**Female** : 61.46



### A: School Education

**No. of Institutions:** (Figures in numbers)

| Years   | Number of Schools |               |           |               |
|---------|-------------------|---------------|-----------|---------------|
|         | Primary           | Upper Primary | Secondary | Sr. Secondary |
| 2001-02 | 1499              | 479           | 321       | 23            |
| 2002-03 | 1352              | 427           | 227       | 52            |
| 2003-04 | 1495              | 480           | 331       | 52            |
| 2004-05 | 1520              | 480           | 336       | 43            |
| 2005-06 | 1520              | 481           | 398       | 51            |

**Enrolment** (Figures in numbers)

| Years   | Enrolment in Classes |         |       |        |
|---------|----------------------|---------|-------|--------|
|         | I-V                  | VI-VIII | IX-X  | XI-XII |
| 2001-02 | 212454               | 65683   | 28429 | 10831  |
| 2002-03 | 167972               | 59244   | 21579 | 8239   |
| 2003-04 | 210410               | 76539   | 25074 | 15291  |
| 2004-05 | 224246               | 85620   | 29921 | 17750  |
| 2005-06 | 224715               | 92271   | 35056 | 19579  |

**Gross Enrolment Ratio**

| Years   | Gross Enrolment Ratio in Classes |         |        |
|---------|----------------------------------|---------|--------|
|         | I-V                              | VI-VIII | IX-XII |
| 2001-02 | 105.70                           | 60.26   | 28.17  |
| 2002-03 | 65.22                            | 35.10   | 13.54  |
| 2003-04 | 80.48                            | 44.66   | 18.06  |
| 2004-05 | 87.94                            | 55.60   | 21.28  |
| 2005-06 | 88.82                            | 60.31   | 24.07  |

**Drop-out Rates**

| Years   | Drop-out Rates in Classes |        |       |
|---------|---------------------------|--------|-------|
|         | I-V                       | I-VIII | I-X   |
| 2001-02 | 41.50                     | 53.36  | 64.94 |
| 2002-03 | 51.80                     | 53.38  | 77.47 |
| 2003-04 | 32.81                     | 44.83  | 71.97 |
| 2004-05 | 42.69                     | 42.49  | 67.29 |
| 2005-06 | 38.43                     | 38.10  | 65.51 |

**No. of Teachers**

(Figures in numbers)

| Years   | Number of Teachers in |                       |                   |                       |
|---------|-----------------------|-----------------------|-------------------|-----------------------|
|         | Primary Schools       | Upper Primary Schools | Secondary Schools | Sr. Secondary Schools |
| 2001-02 | 6952                  | 5029                  | 5994              | 982                   |
| 2002-03 | 7011                  | 4563                  | 4168              | 931                   |
| 2003-04 | 7474                  | 5365                  | 6283              | 1519                  |
| 2004-05 | 8127                  | 6296                  | 6427              | 1757                  |
| 2005-06 | 7948                  | 6263                  | 6733              | 2053                  |

**Pupil Teacher Ratio**

| Years   | Pupil Teacher Ratio in |                       |                   |                       |
|---------|------------------------|-----------------------|-------------------|-----------------------|
|         | Primary Schools        | Upper Primary Schools | Secondary Schools | Sr. Secondary Schools |
| 2001-02 | 19                     | 18                    | 24                | 39                    |
| 2002-03 | 12                     | 13                    | 20                | 27                    |
| 2003-04 | 19                     | 18                    | 23                | 34                    |
| 2004-05 | 19                     | 16                    | 23                | 35                    |
| 2005-06 | 20                     | 16                    | 23                | 32                    |

**Gender Parity Index**

| Years   | Gender Parity Index in Classes |         |        |
|---------|--------------------------------|---------|--------|
|         | I-V                            | VI-VIII | IX-XII |
| 2001-02 | 0.91                           | 1.04    | 0.92   |
| 2002-03 | 0.98                           | 1.01    | 0.99   |
| 2003-04 | 0.99                           | 1.05    | 0.97   |
| 2004-05 | 0.98                           | 1.00    | 0.98   |
| 2005-06 | 0.98                           | 1.04    | 1.03   |

**Number of Girls per 100 Boys**

| Years   | Number of Girls per 100 Boys in Classes |         |        |
|---------|---|---------|--------|
|         | I-V                                     | VI-VIII | IX-XII |
| 2001-02 | 92                                      | 98      | 86     |
| 2002-03 | 91                                      | 93      | 90     |
| 2003-04 | 92                                      | 97      | 88     |
| 2004-05 | 92                                      | 92      | 90     |
| 2005-06 | 92                                      | 95      | 94     |

## B. Tertiary Education:

### Number of Institutions

(Figures in number)

| Institutions/Universities                     | 2001-02 | 2002-03 | 2003-04 | 2004-05 | 2005-06 |
|---|---------|---------|---------|---------|---------|
| Universities                                  | 1       | 1       | 1       | 1       | 1       |
| Deemed to be Universities                     | 0       | 0       | 0       | 0       | 0       |
| Instt. of National Importance                 | 0       | 0       | 0       | 0       | 0       |
| Research Institutes                           | 0       | 0       | 0       | 0       | 0       |
| Colleges for General Education                | 34      | 35      | 36      | 37      | 41      |
| Engg., Tech & Arch. Collages                  | 0       | 0       | 0       | 0       | 0       |
| Medical Colleges (Allo./ Ayur./ Homeo/ Unani) | 0       | 0       | 0       | 0       | 0       |

### Enrolment

(Figures in number)

| Courses  | Enrolment during the year |              |              |              |              |
|--|---------------------------|--------------|--------------|--------------|--------------|
|  | 2001-02                   | 2002-03      | 2003-04      | 2004-05      | 2005-06      |
| Ph.D/D.Sc./D.Phill.  | 0                         | 17           | 0            | 0            | 0            |
| M.A.   | 315                       | 338          | 363          | 359          | 0            |
| M.Sc.  | 80                        | 97           | 62           | 78           | 11040*       |
| M.Com.   | 26                        | 27           | 14           | 14           | 1454         |
| B.A./B.A. (Hons)   | 7492                      | 7839         | 8696         | 8938         | 11040        |
| B.Sc./B.Sc.(Hons.)   | 685                       | 720          | 779          | 751          | 1454         |
| B.Com./B.Com(Hons.)  | 834                       | 980          | 1119         | 1410         | 1598         |
| B.E./B.Sc.(Engg/B.Arch.)                                       | 0                         | 0            | 0            | 0            | 0            |
| Medicine, Dentistry, Nursing, Pharmacy, Ayurvedic & Unani etc. | 0                         | 0            | 0            | 0            | 0            |
| B.Ed.  | 103                       | 160          | 164          | 92           | 95           |
| Open University  | -                         | -            | -            | -            | 0            |
| Polytechnic  | -                         | -            | -            | -            | 351          |
| Others   | 0                         | 1982         | 1982         | 2002         | 1933         |
| <b>Total</b>   | <b>9535</b>               | <b>12160</b> | <b>13179</b> | <b>13644</b> | <b>28965</b> |

\* includes the enrolment of M.A.

## C: Expenditure on Education:

| Year    | Gross State Domestic Product(GSDP) | Expenditure on Education | Expenditure on Education as percentage of GSDP |
|---------|------------------------------------|--------------------------|--|
| 2001-02 | 4166                               | 195.82                   | 4.70   |
| 2002-03 | 4684                               | 213.66                   | 4.56   |
| 2003-04 | 5040                               | 271.40                   | 5.38   |
| 2004-05 | 5346                               | 234.59                   | 4.39   |
| 2005-06 | NA                                 | 294.10                   | NA   |

## District-wise Statistics- 2005-06

(Fig. in numbers)

| S.No.        | District Name | No. of Schools |             |            |                         | Enrolment     |              |              | Teachers    |             |                         |
|--------------|---------------|----------------|-------------|------------|-------------------------|---------------|--------------|--------------|-------------|-------------|-------------------------|
|              |               | PPS            | PS          | MS         | HS/HSS/<br>INTERMEDIATE | I-V           | VI-VIII      | IX-XII       | PPS/<br>PS  | MS          | HS/HSS/<br>INTERMEDIATE |
| 1            | 2             | 3              | 4           | 5          | 6                       | 7             | 8            | 9            | 10          | 11          | 12                      |
| 1            | Kohima        | 0              | 138         | 47         | 87                      | 21740         | 20828        | 11297        | 741         | 1139        | 1975                    |
| 2            | Dimapur       | 0              | 239         | 47         | 92                      | 34117         | 17239        | 15707        | 895         | 959         | 2186                    |
| 3            | Peren         | 0              | 81          | 21         | 21                      | 9816          | 5717         | 2043         | 329         | 242         | 375                     |
| 4            | Phek          | 0              | 116         | 64         | 40                      | 21941         | 8808         | 3694         | 589         | 693         | 666                     |
| 5            | Wokha         | 0              | 112         | 40         | 30                      | 11583         | 3280         | 3905         | 584         | 307         | 544                     |
| 6            | Zunheboto     | 0              | 172         | 61         | 39                      | 21491         | 3534         | 4687         | 563         | 594         | 750                     |
| 7            | Mokokchung    | 0              | 200         | 56         | 55                      | 20131         | 9975         | 3920         | 1572        | 748         | 936                     |
| 8            | Kiphire       | 0              | 160         | 44         | 39                      | 29541         | 10714        | 4783         | 1031        | 532         | 633                     |
| 9            | Longleng      | 0              | 70          | 27         | 10                      | 11516         | 4512         | 1318         | 297         | 363         | 188                     |
| 10           | Tuensang      | 0              | 68          | 18         | 10                      | 12612         | 2040         | 775          | 558         | 205         | 157                     |
| 11           | Mon           | 0              | 164         | 56         | 26                      | 30227         | 5624         | 2506         | 789         | 481         | 378                     |
| <b>Total</b> |               | <b>0</b>       | <b>1520</b> | <b>481</b> | <b>449</b>              | <b>224715</b> | <b>92271</b> | <b>54635</b> | <b>7948</b> | <b>6263</b> | <b>8786</b>             |

PPS – Pre-Primary Schools

PS – Primary Schools

MS – Middle Schools

HS/HSS/Intermediate - High School/ Hr. Secondary Schools/ Intermediate Schools



## ORISSA

**Total Population: 36,804,660**  
(as per 2001 Census)

**Estimated 2005 Population: 38490**  
(in 000)

**Literacy Rates:**

**Total : 63.08**  
**Male : 75.35**  
**Female : 50.51**



### A: School Education

**No. of Institutions:**

(Figures in numbers)

| Years   | Number of Schools |               |           |               |
|---------|-------------------|---------------|-----------|---------------|
|         | Primary           | Upper Primary | Secondary | Sr. Secondary |
| 2001-02 | 42104             | 11510         | 6282      | 1031          |
| 2002-03 | 36677             | 11515         | 6398      | 993           |
| 2003-04 | 42104             | 11510         | 6938      | 744           |
| 2004-05 | 45700             | 15893         | 7141      | 1520          |
| 2005-06 | 46370             | 17012         | 7361      | 1529          |

**Enrolment**

(Figures in numbers)

| Years   | Enrolment in Classes |         |        |        |
|---------|----------------------|---------|--------|--------|
|         | I-V                  | VI-VIII | IX-X   | XI-XII |
| 2001-02 | 4769000              | 1505000 | 684000 | 493000 |
| 2002-03 | 4509693              | 1473245 | 679272 | 272671 |
| 2003-04 | 4918067              | 1428256 | 844795 | 170599 |
| 2004-05 | 5218568              | 1840933 | 864018 | 518480 |
| 2005-06 | 4701176              | 1601607 | 867242 | 518525 |

**Gross Enrolment Ratio**

| Years   | Gross Enrolment Ratio in Classes |         |        |
|---------|----------------------------------|---------|--------|
|         | I-V                              | VI-VIII | IX-XII |
| 2001-02 | 115.64                           | 55.89   | 35.76  |
| 2002-03 | 103.02                           | 56.43   | 31.09  |
| 2003-04 | 110.91                           | 54.01   | 32.74  |
| 2004-05 | 129.69                           | 74.11   | 43.43  |
| 2005-06 | 118.15                           | 64.55   | 42.82  |

**Drop-out Rates**

| Years   | Drop-out Rates in Classes |        |       |
|---------|---------------------------|--------|-------|
|         | I-V                       | I-VIII | I-X   |
| 2001-02 | 39.38                     | 60.74  | 73.05 |
| 2002-03 | 46.13                     | 61.73  | 71.74 |
| 2003-04 | 38.19                     | 61.72  | 64.72 |
| 2004-05 | 39.34                     | 61.95  | 64.42 |
| 2005-06 | 41.20                     | 62.63  | 65.03 |

**No. of Teachers**

(Figures in numbers)

| Years   | Number of Teachers in |                       |                   |                       |
|---------|-----------------------|-----------------------|-------------------|-----------------------|
|         | Primary Schools       | Upper Primary Schools | Secondary Schools | Sr. Secondary Schools |
| 2001-02 | 111040                | 41734                 | 51570             | 9624                  |
| 2002-03 | 85760                 | 48677                 | 55733             | 5721                  |
| 2003-04 | 78182                 | 49786                 | 60960             | 4039                  |
| 2004-05 | 99079                 | 31393                 | 61003             | 16701                 |
| 2005-06 | 101199                | 34285                 | 61939             | 17124                 |

**Pupil Teacher Ratio**

| Years   | Pupil Teacher Ratio in |                       |                   |                       |
|---------|------------------------|-----------------------|-------------------|-----------------------|
|         | Primary Schools        | Upper Primary Schools | Secondary Schools | Sr. Secondary Schools |
| 2001-02 | 39                     | 36                    | 23                | 51                    |
| 2002-03 | 40                     | 38                    | 23                | 21                    |
| 2003-04 | 56                     | 28                    | 24                | 20                    |
| 2004-05 | 53                     | 44                    | 22                | 31                    |
| 2005-06 | 42                     | 38                    | 23                | 37                    |

**Gender Parity Index**

| Years   | Gender Parity Index in Classes |         |        |
|---------|--------------------------------|---------|--------|
|         | I-V                            | VI-VIII | IX-XII |
| 2001-02 | 0.73                           | 0.66    | 0.59   |
| 2002-03 | 0.94                           | 0.84    | 0.76   |
| 2003-04 | 0.94                           | 0.85    | 0.74   |
| 2004-05 | 0.97                           | 0.88    | 0.67   |
| 2005-06 | 0.97                           | 0.88    | 0.67   |

**Number of Girls per 100 Boys**

| Years   | Number of Girls per 100 Boys in Classes |         |        |
|---------|---|---------|--------|
|         | I-V                                     | VI-VIII | IX-XII |
| 2001-02 | 71                                      | 64      | 57     |
| 2002-03 | 90                                      | 81      | 75     |
| 2003-04 | 90                                      | 82      | 73     |
| 2004-05 | 92                                      | 84      | 65     |
| 2005-06 | 92                                      | 85      | 65     |

## B. Tertiary Education:

### Number of Institutions

(Figures in number)

| Institutions/Universities                     | 2001-02 | 2002-03 | 2003-04 | 2004-05 | 2005-06 |
|---|---------|---------|---------|---------|---------|
| Universities                                  | 8       | 8       | 8       | 9       | 9       |
| Deemed to be Universities                     | 0       | 1       | 1       | 2       | 2       |
| Instt. of National Importance                 | 0       | 0       | 0       | 0       | 0       |
| Research Institutes                           | 0       | 0       | 0       | 0       | 3       |
| Colleges for General Education                | 567     | 567     | 567     | 700     | 702     |
| Engg., Tech & Arch. Collages                  | 19      | 19      | 19      | 37      | 45      |
| Medical Colleges (Allo./ Ayur./ Homeo/ Unani) | 16      | 16      | 16      | 30      | 58      |

### Enrolment

(Figures in number)

| Courses  | Enrolment during the year |         |         |         |         |
|--|---------------------------|---------|---------|---------|---------|
|  | 2001-02                   | 2002-03 | 2003-04 | 2004-05 | 2005-06 |
| Ph.D/D.Sc./D.Phill.  | 893                       | 1423    | 1456    | 400     | 549     |
| M.A.   | 12740                     | 13758   | 14133   | 8232    | 8957    |
| M.Sc.  | 4975                      | 5388    | 5524    | 3207    | 3400    |
| M.Com.   | 2329                      | 2444    | 2479    | 1645    | 1987    |
| B.A./B.A. (Hons)   | 170265                    | 178777  | 183162  | 122321  | 111757  |
| B.Sc./B.Sc.(Hons.)   | 47474                     | 49847   | 50914   | 35391   | 36935   |
| B.Com./B.Com(Hons.)  | 37237                     | 39098   | 39824   | 28686   | 29216   |
| B.E./B.Sc.(Engg/B.Arch.)                                       | 5659                      | 12346   | 12533   | 10249   | 45357   |
| Medicine, Dentistry, Nursing, Pharmacy, Ayurvedic & Unani etc. | 5379                      | 8647    | 8864    | 6187    | 7125    |
| B.Ed.  | 3546                      | 4143    | 4261    | 1980    | 1980    |
| Open University  | -                         | -       | -       | -       | 0       |
| Polytechnic  | -                         | -       | -       | -       | 17117   |
| Others   | 51264                     | 24925   | 25556   | 148889  | 148889  |
| Total  | 341761                    | 340796  | 348706  | 367187  | 413269  |

## C: Expenditure on Education:

| Year    | Gross State Domestic Product(GSDP) | Expenditure on Education | Expenditure on Education as percentage of GSDP |
|---------|------------------------------------|--------------------------|--|
| 2001-02 | 46946                              | 1885.79                  | 4.02   |
| 2002-03 | 50223                              | 2045.99                  | 4.07   |
| 2003-04 | 61422                              | 2052.37                  | 3.34   |
| 2004-05 | 71428                              | 2189.34                  | 3.07   |
| 2005-06 | 78536                              | 2558.32                  | 3.26   |

## D: District-wise Statistics- 2005-06

(Fig. in numbers)

| S.No.        | District Name  | No. of Schools |              |              |                         | Enrolment      |                |                | Teachers      |              |                         |
|--------------|----------------|----------------|--------------|--------------|-------------------------|----------------|----------------|----------------|---------------|--------------|-------------------------|
|              |                | PPS            | PS           | MS           | HS/HSS/<br>INTERMEDIATE | I-V            | VI-VIII        | IX-XII         | PPS/P<br>S    | MS           | HS/HSS/<br>INTERMEDIATE |
| 1            | 2              | 3              | 4            | 5            | 6                       | 7              | 8              | 9              | 10            | 11           | 12                      |
| 1            | Anugul         | 0              | 1352         | 523          | 279                     | 151122         | 51186          | 45883          | 3181          | 1308         | 2394                    |
| 2            | Baleshwar      | 0              | 1951         | 1150         | 554                     | 265169         | 98508          | 89008          | 4511          | 971          | 4700                    |
| 3            | Bargarh        | 0              | 1593         | 596          | 313                     | 149508         | 62935          | 52434          | 3641          | 1716         | 2558                    |
| 4            | Bhadrak        | 0              | 1351         | 651          | 361                     | 193467         | 68332          | 61301          | 3313          | 381          | 3302                    |
| 5            | Balangir       | 0              | 1915         | 518          | 341                     | 170919         | 54666          | 49139          | 3846          | 1457         | 2855                    |
| 6            | Baudh          | 0              | 663          | 214          | 73                      | 55821          | 18387          | 12100          | 1524          | 423          | 643                     |
| 7            | Cuttack        | 0              | 2181         | 860          | 561                     | 241294         | 89711          | 95739          | 5195          | 878          | 5528                    |
| 8            | Debagarh       | 0              | 480          | 162          | 91                      | 37762          | 12243          | 15226          | 989           | 336          | 768                     |
| 9            | Dhenkanai      | 0              | 1252         | 519          | 315                     | 129706         | 54703          | 52160          | 3144          | 729          | 2585                    |
| 10           | Gajapati       | 0              | 1227         | 313          | 80                      | 80227          | 22444          | 13270          | 2105          | 1724         | 601                     |
| 11           | Ganjam         | 0              | 3237         | 1162         | 595                     | 440523         | 132390         | 86029          | 7860          | 1932         | 5112                    |
| 12           | Jagatsinghapur | 0              | 1292         | 562          | 348                     | 130268         | 52441          | 55102          | 2771          | 118          | 2944                    |
| 13           | Jajpur         | 0              | 1726         | 829          | 479                     | 234547         | 81385          | 79032          | 4166          | 700          | 4051                    |
| 14           | Jharsuguda     | 0              | 640          | 272          | 148                     | 60232          | 28144          | 23602          | 1165          | 613          | 1238                    |
| 15           | Kalahandi      | 0              | 1819         | 551          | 287                     | 173870         | 47253          | 39223          | 4144          | 1464         | 2482                    |
| 16           | Kendrapara     | 0              | 1599         | 495          | 142                     | 108369         | 31142          | 52481          | 3267          | 2257         | 1339                    |
| 17           | Kendujhar      | 0              | 1551         | 730          | 415                     | 168472         | 66076          | 61271          | 3246          | 201          | 3562                    |
| 18           | Khordha        | 0              | 2038         | 835          | 512                     | 212173         | 75296          | 91977          | 4536          | 1952         | 4118                    |
| 19           | Koraput        | 0              | 1506         | 686          | 458                     | 186747         | 75450          | 32771          | 3411          | 524          | 5467                    |
| 20           | Malkangiri     | 0              | 2114         | 528          | 165                     | 171877         | 36334          | 13054          | 3896          | 1520         | 1830                    |
| 21           | Mayurbhanj     | 0              | 1034         | 226          | 65                      | 76187          | 13783          | 57735          | 1724          | 684          | 547                     |
| 22           | Nabarangpur    | 0              | 3168         | 987          | 608                     | 291618         | 90943          | 40359          | 6999          | 3378         | 5091                    |
| 23           | Nayagarh       | 0              | 1331         | 361          | 103                     | 144379         | 30447          | 30370          | 2758          | 1727         | 857                     |
| 24           | Nuapada        | 0              | 951          | 401          | 249                     | 97065          | 35594          | 21661          | 2330          | 550          | 2147                    |
| 25           | Phulbani       | 0              | 840          | 305          | 124                     | 81307          | 19270          | 19823          | 1974          | 1061         | 1034                    |
| 26           | Puri           | 0              | 1660         | 743          | 397                     | 183292         | 74061          | 65214          | 3814          | 176          | 3518                    |
| 27           | Rayagada       | 0              | 1674         | 410          | 103                     | 114556         | 27101          | 13472          | 3185          | 1361         | 1034                    |
| 28           | Sambalpur      | 0              | 1290         | 470          | 203                     | 93491          | 41409          | 30719          | 2500          | 1029         | 1740                    |
| 29           | Sonepur        | 0              | 891          | 302          | 130                     | 64387          | 28792          | 23154          | 1666          | 448          | 1044                    |
| 30           | Sundergarh     | 0              | 2044         | 651          | 391                     | 192821         | 81181          | 62458          | 4338          | 2667         | 3974                    |
| <b>Total</b> |                | <b>0</b>       | <b>46370</b> | <b>17012</b> | <b>8890</b>             | <b>4701176</b> | <b>1601607</b> | <b>1385767</b> | <b>101199</b> | <b>34285</b> | <b>79063</b>            |

PPS – Pre-Primary Schools

PS – Primary Schools

MS – Middle Schools

HS/HSS/Intermediate - High School/ Hr. Secondary Schools/ Intermediate Schools

## PUNJAB

**Total Population: 24,358,999**  
(as per 2001 Census)

**Estimated 2005 Population: 25724**  
(in 000)

**Literacy Rates:**

**Total : 69.65**  
**Male : 75.23**  
**Female : 63.36**



### A: School Education

**No. of Institutions:**

(Figures in number)

| Years   | Number of Schools |               |           |               |
|---------|-------------------|---------------|-----------|---------------|
|         | Primary           | Upper Primary | Secondary | Sr. Secondary |
| 2001-02 | 13074             | 2512          | 2227      | 1674          |
| 2002-03 | 13340             | 2546          | 2230      | 1921          |
| 2003-04 | 13265             | 2493          | 2282      | 1695          |
| 2004-05 | 13352             | 2503          | 2283      | 1697          |
| 2005-06 | 13291             | 2481          | 2323      | 1720          |

**Enrolment**

(Figures in numbers)

| Years   | Enrolment in Classes |         |        |        |
|---------|----------------------|---------|--------|--------|
|         | I-V                  | VI-VIII | IX-X   | XI-XII |
| 2001-02 | 2073388              | 992701  | 553909 | 302584 |
| 2002-03 | 1890013              | 1007386 | 502393 | 331868 |
| 2003-04 | 1979294              | 1038388 | 553388 | 290526 |
| 2004-05 | 1901408              | 1042094 | 551212 | 302086 |
| 2005-06 | 1872162              | 1063612 | 534081 | 327976 |

**Gross Enrolment Ratio**

| Years   | Gross Enrolment Ratio in Classes |         |        |
|---------|----------------------------------|---------|--------|
|         | I-V                              | VI-VIII | IX-XII |
| 2001-02 | 76.91                            | 64.88   | 41.78  |
| 2002-03 | 71.12                            | 59.09   | 39.12  |
| 2003-04 | 73.45                            | 60.06   | 39.03  |
| 2004-05 | 77.20                            | 65.42   | 39.60  |
| 2005-06 | 77.46                            | 67.53   | 39.76  |

**Drop-out Rates**

| Years   | Drop-out Rates in Classes |        |       |
|---------|---------------------------|--------|-------|
|         | I-V                       | I-VIII | I-X   |
| 2001-02 | 20.34                     | 36.99  | 38.62 |
| 2002-03 | 25.29                     | 32.75  | 48.01 |
| 2003-04 | 22.03                     | 35.19  | 43.45 |
| 2004-05 | 23.96                     | 33.67  | 44.06 |
| 2005-06 | 23.66                     | 32.98  | 46.02 |

**No. of Teachers**

(Figures in numbers)

| Years   | Number of Teachers in |                       |                   |                       |
|---------|-----------------------|-----------------------|-------------------|-----------------------|
|         | Primary Schools       | Upper Primary Schools | Secondary Schools | Sr. Secondary Schools |
| 2001-02 | 40981                 | 13920                 | 29420             | 38509                 |
| 2002-03 | 41524                 | 13737                 | 28991             | 42030                 |
| 2003-04 | 40805                 | 13543                 | 29196             | 38836                 |
| 2004-05 | 38676                 | 13206                 | 28222             | 38782                 |
| 2005-06 | 37028                 | 12910                 | 28060             | 38451                 |

**Pupil Teacher Ratio**

| Years   | Pupil Teacher Ratio in |                       |                   |                       |
|---------|------------------------|-----------------------|-------------------|-----------------------|
|         | Primary Schools        | Upper Primary Schools | Secondary Schools | Sr. Secondary Schools |
| 2001-02 | 44                     | 17                    | 26                | 29                    |
| 2002-03 | 38                     | 18                    | 25                | 27                    |
| 2003-04 | 42                     | 18                    | 27                | 30                    |
| 2004-05 | 43                     | 19                    | 28                | 29                    |
| 2005-06 | 44                     | 20                    | 28                | 30                    |

**Gender Parity Index**

| Years   | Gender Parity Index in Classes |         |        |
|---------|--------------------------------|---------|--------|
|         | I-V                            | VI-VIII | IX-XII |
| 2001-02 | 1.01                           | 0.99    | 0.95   |
| 2002-03 | 1.08                           | 1.05    | 1.06   |
| 2003-04 | 1.08                           | 1.03    | 1.01   |
| 2004-05 | 1.08                           | 1.06    | 1.02   |
| 2005-06 | 1.08                           | 1.05    | 1.00   |

**Number of Girls per 100 Boys**

| Years   | Number of Girls per 100 Boys in Classes |         |        |
|---------|---|---------|--------|
|         | I-V                                     | VI-VIII | IX-XII |
| 2001-02 | 89                                      | 88      | 83     |
| 2002-03 | 89                                      | 90      | 90     |
| 2003-04 | 88                                      | 88      | 86     |
| 2004-05 | 88                                      | 88      | 86     |
| 2005-06 | 87                                      | 86      | 84     |

## B. Tertiary Education:

### Number of Institutions

(Figures in number)

| Institutions/Universities                     | 2001-02 | 2002-03 | 2003-04 | 2004-05 | 2005-06 |
|---|---------|---------|---------|---------|---------|
| Universities                                  | 5       | 5       | 5       | 5       | 5       |
| Deemed to be Universities                     | 1       | 2       | 2       | 2       | 2       |
| Instt. of National Importance                 | 1       | 1       | 1       | 1       | 1       |
| Research Institutes                           | 0       | 0       | 0       | 0       | 0       |
| Colleges for General Education                | 205     | 209     | 209     | 212     | 232     |
| Engg., Tech & Arch. Collages                  | 15      | 16      | 16      | 27      | 53      |
| Medical Colleges (Allo./ Ayur./ Homeo/ Unani) | 34      | 44      | 42      | 49      | 61      |

### Enrolment

(Figures in number)

| Courses  | Enrolment during the year |               |               |               |               |
|--|---------------------------|---------------|---------------|---------------|---------------|
|  | 2001-02                   | 2002-03       | 2003-04       | 2004-05       | 2005-06       |
| Ph.D/D.Sc./D.Phill.  | 249                       | 312           | 338           | 475           | 537           |
| M.A.   | 9995                      | 10337         | 11319         | 13217         | 13511         |
| M.Sc.  | 2174                      | 3424          | 3230          | 4234          | 4631          |
| M.Com.   | 928                       | 1106          | 1105          | 1308          | 1431          |
| B.A./B.A. (Hons)   | 132731                    | 135482        | 132271        | 135591        | 132856        |
| B.Sc./B.Sc.(Hons.)   | 16745                     | 18778         | 19708         | 21453         | 21289         |
| B.Com./B.Com(Hons.)  | 20444                     | 18776         | 17490         | 16386         | 17695         |
| B.E./B.Sc.(Engg/B.Arch.)                                       | 13750                     | 14284         | 14284         | 17064         | 53744         |
| Medicine, Dentistry, Nursing, Pharmacy, Ayurvedic & Unani etc. | 6112                      | 6483          | 6705          | 8744          | 10741         |
| B.Ed.  | 3803                      | 3839          | 3871          | 4185          | 4816          |
| Open University  |                           |               |               |               | 0             |
| Polytechnic  |                           |               |               |               | 29340         |
| Others   | 26814                     | 25904         | 55308         | 57050         | 57050         |
| <b>Total</b>   | <b>233745</b>             | <b>238725</b> | <b>265629</b> | <b>279707</b> | <b>347641</b> |

## C: Expenditure on Education:

| Year    | Gross State Domestic Product(GSDP) | Expenditure on Education | Expenditure on Education as percentage of GSDP |
|---------|------------------------------------|--------------------------|--|
| 2001-02 | 79696                              | 1962.69                  | 2.46   |
| 2002-03 | 82339                              | 2295.26                  | 2.79   |
| 2003-04 | 89818                              | 2168.74                  | 2.41   |
| 2004-05 | 97452                              | 2338.06                  | 2.40   |
| 2005-06 | 109735                             | 2717.44                  | 2.48   |

## D: District-wise Statistics- 2005-06

(Fig. in numbers)

| S.No.        | District Name     | No. of Schools |              |             |                         | Enrolment      |                |               | Teachers     |              |                         |
|--------------|-------------------|----------------|--------------|-------------|-------------------------|----------------|----------------|---------------|--------------|--------------|-------------------------|
|              |                   | PPS            | PS           | MS          | HS/HSS/<br>INTERMEDIATE | I-V            | VI-VIII        | IX-XII        | PPS/<br>PS   | MS           | HS/HSS/<br>INTERMEDIATE |
| 1            | 2                 | 3              | 4            | 5           | 6                       | 7              | 8              | 9             | 10           | 11           | 12                      |
| 1            | Gurdaspur         | 0              | 1685         | 249         | 342                     | 213817         | 88813          | 87583         | 4803         | 1299         | 6183                    |
| 2            | Amritsar          | 0              | 1452         | 267         | 439                     | 243013         | 125015         | 130566        | 5535         | 1835         | 7125                    |
| 3            | Kapurthala        | 0              | 485          | 113         | 150                     | 53833          | 36445          | 26020         | 1349         | 526          | 2446                    |
| 4            | Jalandhar         | 0              | 989          | 177         | 365                     | 130608         | 106925         | 96873         | 2449         | 881          | 5839                    |
| 5            | Nava Shehar       | 0              | 427          | 92          | 12                      | 36278          | 31049          | 25174         | 1025         | 286          | 1781                    |
| 6            | Hoshiarpur        | 0              | 1266         | 188         | 292                     | 88079          | 83528          | 63009         | 2462         | 1000         | 4583                    |
| 7            | Ropar             | 0              | 865          | 120         | 198                     | 78752          | 50395          | 37655         | 1756         | 708          | 3523                    |
| 8            | Ludhiana          | 0              | 1027         | 200         | 436                     | 181129         | 103530         | 90380         | 3130         | 1033         | 8597                    |
| 9            | Firozpur          | 0              | 1063         | 206         | 255                     | 163524         | 68349          | 48795         | 2335         | 992          | 4140                    |
| 10           | Faridkot          | 1              | 227          | 90          | 94                      | 47937          | 26631          | 17918         | 924          | 522          | 1743                    |
| 11           | Mukatsar          | 0              | 360          | 79          | 154                     | 75998          | 29708          | 22286         | 1251         | 370          | 1796                    |
| 12           | Moga              | 1              | 390          | 84          | 183                     | 78189          | 46194          | 31111         | 1551         | 440          | 2215                    |
| 13           | Bathinda          | 0              | 542          | 108         | 219                     | 123777         | 55307          | 39085         | 2093         | 668          | 3668                    |
| 14           | Mansa             | 0              | 299          | 84          | 103                     | 62934          | 29051          | 18839         | 1066         | 293          | 1013                    |
| 15           | Sangrur           | 0              | 817          | 191         | 313                     | 138237         | 79239          | 51194         | 2396         | 692          | 4402                    |
| 16           | Patiala           | 0              | 947          | 167         | 286                     | 124580         | 78309          | 57355         | 2132         | 923          | 6051                    |
| 17           | Fateh G.<br>Sahib | 0              | 450          | 66          | 91                      | 31477          | 25124          | 18214         | 771          | 442          | 1406                    |
| <b>Total</b> |                   | <b>2</b>       | <b>13291</b> | <b>2481</b> | <b>4043</b>             | <b>1872162</b> | <b>1063612</b> | <b>862057</b> | <b>37028</b> | <b>12910</b> | <b>66511</b>            |

PPS – Pre-Primary Schools

PS – Primary Schools

MS – Middle Schools

HS/HSS/Intermediate - High School/ Hr. Secondary Schools/ Intermediate Schools



## RAJASTHAN

**Total Population: 56,507,188**  
(as per 2001 Census)

**Estimated 2005 Population: 61136**  
(in 000)

**Literacy Rates:**

**Total : 60.41**  
**Male : 75.70**  
**Female : 43.85**



### A: School Education

**No. of Institutions:**

(Figures in numbers)

| Years   | Number of Schools |               |           |               |
|---------|-------------------|---------------|-----------|---------------|
|         | Primary           | Upper Primary | Secondary | Sr. Secondary |
| 2001-02 | 38342             | 16736         | 5122      | 2312          |
| 2002-03 | 32953             | 23181         | 5616      | 2915          |
| 2003-04 | 55757             | 23942         | 6224      | 3159          |
| 2004-05 | 55942             | 26201         | 6756      | 3388          |
| 2005-06 | 56573             | 28955         | 7369      | 3830          |

**Enrolment**

(Figures in numbers)

| Years   | Enrolment in Classes |         |         |        |
|---------|----------------------|---------|---------|--------|
|         | I-V                  | VI-VIII | IX-X    | XI-XII |
| 2001-02 | 7932456              | 3306503 | 993954  | 440332 |
| 2002-03 | 7846501              | 2513345 | 982525  | 474380 |
| 2003-04 | 9479755              | 2837004 | 1110161 | 545466 |
| 2004-05 | 9329792              | 3156811 | 1223388 | 569637 |
| 2005-06 | 9411874              | 3360529 | 1313886 | 610312 |

**Gross Enrolment Ratio**

| Years   | Gross Enrolment Ratio in Classes |         |        |
|---------|----------------------------------|---------|--------|
|         | I-V                              | VI-VIII | IX-XII |
| 2001-02 | 112.15                           | 76.19   | 27.39  |
| 2002-03 | 97.25                            | 55.67   | 29.29  |
| 2003-04 | 115.07                           | 61.54   | 32.60  |
| 2004-05 | 121.24                           | 70.67   | 33.06  |
| 2005-06 | 121.69                           | 74.12   | 34.32  |

**Drop-out Rates**

| Years   | Drop-out Rates in Classes |        |       |
|---------|---------------------------|--------|-------|
|         | I-V                       | I-VIII | I-X   |
| 2001-02 | 63.20                     | 53.56  | 75.36 |
| 2002-03 | 56.93                     | 66.60  | 75.77 |
| 2003-04 | 57.94                     | 68.50  | 75.47 |
| 2004-05 | 56.94                     | 65.34  | 73.87 |
| 2005-06 | 52.84                     | 59.47  | 75.73 |

**No. of Teachers**

(Figures in numbers)

| Years   | Number of Teachers in |                       |                   |                       |
|---------|-----------------------|-----------------------|-------------------|-----------------------|
|         | Primary Schools       | Upper Primary Schools | Secondary Schools | Sr. Secondary Schools |
| 2001-02 | 100806                | 120410                | 49953             | 46663                 |
| 2002-03 | 92714                 | 157284                | 56381             | 54299                 |
| 2003-04 | 120368                | 154921                | 58655             | 55423                 |
| 2004-05 | 119969                | 160423                | 60896             | 57701                 |
| 2005-06 | 121737                | 191208                | 64938             | 61803                 |

**Pupil Teacher Ratio**

| Years   | Pupil Teacher Ratio in |                       |                   |                       |
|---------|------------------------|-----------------------|-------------------|-----------------------|
|         | Primary Schools        | Upper Primary Schools | Secondary Schools | Sr. Secondary Schools |
| 2001-02 | 51                     | 40                    | 29                | 29                    |
| 2002-03 | 41                     | 31                    | 28                | 29                    |
| 2003-04 | 46                     | 33                    | 30                | 30                    |
| 2004-05 | 49                     | 34                    | 27                | 24                    |
| 2005-06 | 47                     | 31                    | 23                | 29                    |

**Gender Parity Index**

| Years   | Gender Parity Index in Classes |         |        |
|---------|--------------------------------|---------|--------|
|         | I-V                            | VI-VIII | IX-XII |
| 2001-02 | 0.60                           | 0.47    | 0.44   |
| 2002-03 | 0.91                           | 0.59    | 0.49   |
| 2003-04 | 0.91                           | 0.64    | 0.47   |
| 2004-05 | 0.93                           | 0.65    | 0.48   |
| 2005-06 | 0.95                           | 0.68    | 0.52   |

**Number of Girls per 100 Boys**

| Years   | Number of Girls per 100 Boys in Classes |         |        |
|---------|---|---------|--------|
|         | I-V                                     | VI-VIII | IX-XII |
| 2001-02 | 56                                      | 42      | 38     |
| 2002-03 | 82                                      | 53      | 42     |
| 2003-04 | 82                                      | 57      | 40     |
| 2004-05 | 84                                      | 58      | 42     |
| 2005-06 | 86                                      | 61      | 46     |

## B. Tertiary Education:

### Number of Institutions

(Figures in number)

| Institutions/Universities                     | 2001-02 | 2002-03 | 2003-04 | 2004-05 | 2005-06 |
|---|---------|---------|---------|---------|---------|
| Universities                                  | 9       | 9       | 9       | 12      | 12      |
| Deemed to be Universities                     | 4       | 6       | 6       | 7       | 8       |
| Instt. of National Importance                 | 0       | 0       | 0       | 0       | 0       |
| Research Institutes                           | 0       | 0       | 0       | 5       | 5       |
| Colleges for General Education                | 267     | 334     | 456     | 611     | 751     |
| Engg., Tech & Arch. Collages                  | 7       | 7       | 39      | 39      | 50      |
| Medical Colleges (Allo./ Ayur./ Homeo/ Unani) | 24      | 24      | 24      | 24      | 34      |

### Enrolment

(Figures in number)

| Courses  | Enrolment during the year |               |               |               |               |
|--|---------------------------|---------------|---------------|---------------|---------------|
|  | 2001-02                   | 2002-03       | 2003-04       | 2004-05       | 2005-06       |
| Ph.D/D.Sc./D.Phill.  | 448                       | 476           | 323           | 327           | 435           |
| M.A.   | 21102                     | 27360         | 12898         | 17625         | 18267         |
| M.Sc.  | 4788                      | 6522          | 3557          | 4343          | 5207          |
| M.Com.   | 4249                      | 5790          | 3164          | 3258          | 3188          |
| B.A./B.A. (Hons)   | 199411                    | 290077        | 168235        | 184268        | 195177        |
| B.Sc./B.Sc.(Hons.)   | 46921                     | 68460         | 35909         | 41237         | 46260         |
| B.Com./B.Com(Hons.)  | 48241                     | 66263         | 37115         | 38747         | 38831         |
| B.E./B.Sc.(Engg/B.Arch.)                                       | 1733                      | 11187         | 8801          | 8801          | 55965         |
| Medicine, Dentistry, Nursing, Pharmacy, Ayurvedic & Unani etc. | 3010                      | 7314          | 7314          | 7316          | 8176          |
| B.Ed.  | 6227                      | 6240          | 7039          | 7039          | 11890         |
| Open University  | -                         | -             | -             | -             | 15817         |
| Polytechnic  | -                         | -             | -             | -             | 7800          |
| Others   | 7068                      | 23115         | 84571         | 81517         | 81517         |
| <b>Total</b>   | <b>343198</b>             | <b>512804</b> | <b>368926</b> | <b>394478</b> | <b>488530</b> |

## C: Expenditure on Education:

| Year    | Gross State Domestic Product (GSDP) | Expenditure on Education | Expenditure on Education as percentage of GSDP |
|---------|-------------------------------------|--------------------------|--|
| 2001-02 | 91771                               | 3572.03                  | 3.89   |
| 2002-03 | 88550                               | 3476.83                  | 3.93   |
| 2003-04 | 111606                              | 3812.51                  | 3.42   |
| 2004-05 | 115288                              | 4123.76                  | 3.58   |
| 2005-06 | 124224                              | 4896.40                  | 3.94   |

## D: District-wise Statistics- 2005-06

(Fig. in numbers)

| S.No. | District Name  | No. of Schools |       |       |                         | Enrolment |         |         | Teachers   |        |                         |
|-------|----------------|----------------|-------|-------|-------------------------|-----------|---------|---------|------------|--------|-------------------------|
|       |                | PPS            | PS    | MS    | HS/HSS/<br>INTERMEDIATE | I-V       | VI-VIII | IX-XII  | PPS/<br>PS | MS     | HS/HSS/<br>INTERMEDIATE |
| 1     | 2              | 3              | 4     | 5     | 6                       | 7         | 8       | 9       | 10         | 11     | 12                      |
| 1     | Ajmer          | 7              | 1562  | 889   | 408                     | 337226    | 121989  | 71349   | 4610       | 6515   | 5702                    |
| 2     | Alwar          | 0              | 2423  | 1849  | 719                     | 504491    | 203048  | 137470  | 5579       | 12921  | 8358                    |
| 3     | Banswara       | 0              | 2592  | 555   | 162                     | 266491    | 77454   | 41696   | 4707       | 4190   | 1973                    |
| 4     | Baran          | 0              | 1017  | 629   | 166                     | 173519    | 62369   | 30770   | 2436       | 4220   | 1682                    |
| 5     | Barmer         | 0              | 4138  | 813   | 185                     | 407945    | 84563   | 30462   | 5973       | 5262   | 1684                    |
| 6     | Bharatpur      | 0              | 1302  | 1285  | 475                     | 372781    | 138015  | 86732   | 4245       | 9182   | 5524                    |
| 7     | Bhilwara       | 1              | 2149  | 903   | 275                     | 275338    | 93304   | 43570   | 4521       | 6396   | 2863                    |
| 8     | Bikaner        | 0              | 1416  | 848   | 326                     | 297331    | 93982   | 49001   | 3727       | 6486   | 3896                    |
| 9     | Bundi          | 0              | 1202  | 491   | 154                     | 145956    | 54259   | 26888   | 2629       | 3110   | 1732                    |
| 10    | Chittaurgarh   | 0              | 2215  | 945   | 247                     | 254348    | 90798   | 39374   | 4394       | 5851   | 2649                    |
| 11    | Churu          | 0              | 1104  | 955   | 378                     | 274689    | 104436  | 54300   | 2747       | 6172   | 3603                    |
| 12    | Dhoulpur       | 0              | 965   | 628   | 305                     | 191302    | 74350   | 67473   | 1948       | 3672   | 3191                    |
| 13    | Dousa          | 0              | 1198  | 486   | 150                     | 217962    | 69014   | 30181   | 2595       | 4165   | 1669                    |
| 14    | Dungarpur      | 0              | 1992  | 492   | 142                     | 223978    | 71963   | 31161   | 3864       | 3570   | 1561                    |
| 15    | Hanumangarh    | 0              | 877   | 986   | 372                     | 254964    | 109969  | 59788   | 2043       | 5901   | 3660                    |
| 16    | Jaipur         | 0              | 2948  | 2495  | 1193                    | 674520    | 297168  | 197141  | 6721       | 18558  | 15858                   |
| 17    | Jaisalmer      | 0              | 1088  | 284   | 56                      | 104469    | 19302   | 6916    | 1654       | 1873   | 466                     |
| 18    | Jalor          | 0              | 2065  | 568   | 157                     | 277044    | 70944   | 22683   | 3330       | 3543   | 1415                    |
| 19    | Jhalawar       | 0              | 1301  | 686   | 168                     | 213391    | 58574   | 28529   | 3308       | 4630   | 1631                    |
| 20    | Jhunjhunun     | 0              | 1384  | 1004  | 833                     | 231410    | 139120  | 128595  | 3426       | 6847   | 9393                    |
| 21    | Jodhpur        | 0              | 3110  | 1380  | 530                     | 482216    | 147477  | 131286  | 5587       | 7463   | 5056                    |
| 22    | Karouli        | 0              | 1443  | 662   | 247                     | 237889    | 70653   | 36922   | 3194       | 4518   | 6580                    |
| 23    | Kota           | 0              | 881   | 922   | 495                     | 245086    | 106391  | 69800   | 2821       | 5753   | 2664                    |
| 24    | Nagaur         | 0              | 2750  | 1432  | 494                     | 541132    | 202844  | 79532   | 6118       | 10342  | 4924                    |
| 25    | Pali           | 0              | 1610  | 860   | 283                     | 331437    | 107705  | 42621   | 4388       | 5451   | 3025                    |
| 26    | Rajsamand      | 0              | 1574  | 487   | 167                     | 166128    | 54113   | 22929   | 2956       | 3073   | 1644                    |
| 27    | Sri Ganganagar | 0              | 1164  | 633   | 235                     | 194148    | 60712   | 37531   | 2639       | 4384   | 2498                    |
| 28    | S.Madhampur    | 0              | 1709  | 924   | 391                     | 245998    | 102077  | 65067   | 3311       | 5387   | 4159                    |
| 29    | Sikar          | 0              | 1845  | 1728  | 764                     | 469440    | 194375  | 134626  | 4878       | 8395   | 9226                    |
| 30    | Sirohi         | 0              | 975   | 292   | 112                     | 182993    | 56313   | 17184   | 1891       | 1354   | 1124                    |
| 31    | Tonk           | 0              | 1127  | 688   | 212                     | 185725    | 63139   | 34010   | 2699       | 4866   | 2302                    |
| 32    | Udaipur        | 0              | 3447  | 1156  | 398                     | 430527    | 160109  | 68611   | 6798       | 7158   | 5029                    |
| Total |                | 8              | 56573 | 28955 | 11199                   | 9411874   | 3360529 | 1924198 | 121737     | 191208 | 126741                  |

PPS – Pre-Primary Schools

PS – Primary Schools

MS – Middle Schools

HS/HSS/Intermediate - High School/ Hr. Secondary Schools/ Intermediate Schools

## SIKKIM

**Total Population: 540,851**  
(as per 2001 Census)

**Estimated 2005 Population: 569**  
(in 000)

**Literacy Rates:**

**Total : 68.81**  
**Male : 76.04**  
**Female : 60.40**



### A: School Education

**No. of Institutions:** (Figures in numbers)

| Years   | Number of Schools |               |           |               |
|---------|-------------------|---------------|-----------|---------------|
|         | Primary           | Upper Primary | Secondary | Sr. Secondary |
| 2001-02 | 501               | 129           | 77        | 33            |
| 2002-03 | 497               | 129           | 94        | 44            |
| 2003-04 | 497               | 126           | 82        | 41            |
| 2004-05 | 684               | 185           | 111       | 50            |
| 2005-06 | 733               | 205           | 112       | 50            |

**Enrolment** (Figures in numbers)

| Years   | Enrolment in Classes |         |       |        |
|---------|----------------------|---------|-------|--------|
|         | I-V                  | VI-VIII | IX-X  | XI-XII |
| 2001-02 | 77003                | 24622   | 8246  | 4577   |
| 2002-03 | 79058                | 28083   | 11507 | 6178   |
| 2003-04 | 76799                | 24802   | 9288  | 5744   |
| 2004-05 | 86149                | 28683   | 10766 | 7217   |
| 2005-06 | 90687                | 31983   | 11504 | 7269   |

**Gross Enrolment Ratio**

| Years   | Gross Enrolment Ratio in Classes |         |        |
|---------|----------------------------------|---------|--------|
|         | I-V                              | VI-VIII | IX-XII |
| 2001-02 | 114.93                           | 66.55   | 27.78  |
| 2002-03 | 121.68                           | 65.19   | 32.83  |
| 2003-04 | 116.51                           | 56.75   | 27.51  |
| 2004-05 | 143.58                           | 66.70   | 33.30  |
| 2005-06 | 151.15                           | 74.38   | 34.76  |

**Drop-out Rates**

| Years   | Drop-out Rates in Classes |        |       |
|---------|---------------------------|--------|-------|
|         | I-V                       | I-VIII | I-X   |
| 2001-02 | 61.76                     | 63.41  | 88.39 |
| 2002-03 | 52.06                     | 69.66  | 75.12 |
| 2003-04 | 53.85                     | 73.29  | 80.82 |
| 2004-05 | 49.44                     | 71.22  | 82.30 |
| 2005-06 | 17.84                     | 63.17  | 82.63 |

**No. of Teachers**

(Figures in numbers)

| Years   | Number of Teachers in |                       |                   |                       |
|---------|-----------------------|-----------------------|-------------------|-----------------------|
|         | Primary Schools       | Upper Primary Schools | Secondary Schools | Sr. Secondary Schools |
| 2001-02 | 3490                  | 1701                  | 1531              | 1069                  |
| 2002-03 | 2746                  | 1661                  | 1926              | 1703                  |
| 2003-04 | 5031                  | 1140                  | 444               | 268                   |
| 2004-05 | 5121                  | 1172                  | 978               | 419                   |
| 2005-06 | 5388                  | 1177                  | 1010              | 467                   |

**Pupil Teacher Ratio**

| Years   | Pupil Teacher Ratio in |                       |                   |                       |
|---------|------------------------|-----------------------|-------------------|-----------------------|
|         | Primary Schools        | Upper Primary Schools | Secondary Schools | Sr. Secondary Schools |
| 2001-02 | 16                     | 18                    | 20                | 18                    |
| 2002-03 | 12                     | 15                    | 18                | 19                    |
| 2003-04 | 19                     | 22                    | 21                | 21                    |
| 2004-05 | 22                     | 25                    | 11                | 18                    |
| 2005-06 | 22                     | 27                    | 11                | 16                    |

**Gender Parity Index**

| Years   | Gender Parity Index in Classes |         |        |
|---------|--------------------------------|---------|--------|
|         | I-V                            | VI-VIII | IX-XII |
| 2001-02 | 0.95                           | 1.15    | 0.97   |
| 2002-03 | 1.02                           | 1.10    | 1.02   |
| 2003-04 | 1.00                           | 1.18    | 1.04   |
| 2004-05 | 0.99                           | 1.17    | 1.01   |
| 2005-06 | 0.97                           | 1.17    | 1.02   |

**Number of Girls per 100 Boys**

| Years   | Number of Girls per 100 Boys in Classes |         |        |
|---------|---|---------|--------|
|         | I-V                                     | VI-VIII | IX-XII |
| 2001-02 | 98                                      | 109     | 90     |
| 2002-03 | 101                                     | 106     | 97     |
| 2003-04 | 99                                      | 115     | 99     |
| 2004-05 | 99                                      | 112     | 101    |
| 2005-06 | 97                                      | 112     | 102    |

## B. Tertiary Education:

### Number of Institutions

(Figures in number)

| Institutions/Universities                     | 2001-02 | 2002-03 | 2003-04 | 2004-05 | 2005-06 |
|---|---------|---------|---------|---------|---------|
| Universities                                  | 1       | 1       | 1       | 1       | 1       |
| Deemed to be Universities                     | 0       | 0       | 0       | 0       | 0       |
| Instt. of National Importance                 | 0       | 0       | 0       | 0       | 0       |
| Research Institutes                           | 0       | 1       | 1       | 1       | 1       |
| Colleges for General Education                | 2       | 2       | 2       | 2       | 3       |
| Engg., Tech & Arch. Collages                  | 1       | 1       | 1       | 1       | 1       |
| Medical Colleges (Allo./ Ayur./ Homeo/ Unani) | 1       | 1       | 1       | 1       | 2       |

### Enrolment

(Figures in number)

| Courses  | Enrolment during the year |         |             |             |             |
|--|---------------------------|---------|-------------|-------------|-------------|
|  | 2001-02                   | 2002-03 | 2003-04     | 2004-05     | 2005-06     |
| Ph.D/D.Sc./D.Phill.  | 0                         | 0       | 0           | 0           | 0           |
| M.A.   | 0                         | 0       | 0           | 0           | 187         |
| M.Sc.  | 0                         | 36      | 36          | 38          | 82          |
| M.Com.   | 0                         | 0       | 0           | 0           | 0           |
| B.A./B.A. (Hons)   | 1781                      | 2019    | 2809        | 3285        | 4733        |
| B.Sc./B.Sc.(Hons.)   | 468                       | 469     | 459         | 313         | 429         |
| B.Com./B.Com(Hons.)  | 210                       | 218     | 272         | 414         | 377         |
| B.E./B.Sc.(Engg/B.Arch.)                                       | 916                       | 1318    | 1318        | 1497        | 1424        |
| Medicine, Dentistry, Nursing, Pharmacy, Ayurvedic & Unani etc. | 199                       | 99      | 99          | 339         | 405         |
| B.Ed.  | 81                        | 85      | 185         | 198         | 196         |
| Open University  | -                         | -       | -           | -           | 0           |
| Polytechnic  | --                        | -       | -           | -           | 817         |
| Others   | 195                       | 0       | 1613        | 512         | 335         |
| <b>Total</b>   | <b>3850</b>               | 4244    | <b>6791</b> | <b>6596</b> | <b>8985</b> |

### C: Expenditure on Education:

| Year    | Gross State Domestic Product (GSDP) | Expenditure on Education | Expenditure on Education as percentage of GSDP |
|---------|-------------------------------------|--------------------------|--|
| 2001-02 | 1136                                | 124.73                   | 10.98  |
| 2002-03 | 1276                                | 135.51                   | 10.62  |
| 2003-04 | 1430                                | 143.17                   | 10.01  |
| 2004-05 | 1602                                | 168.62                   | 10.53  |
| 2005-06 | 1803                                | 196.76                   | 10.91  |

### D: District-wise Statistics- 2005-06

(Figures in numbers)

| S.No.        | District Name  | No. of Schools |            |            |                     | Enrolment    |              |              | Teachers    |             |                     |
|--------------|----------------|----------------|------------|------------|---------------------|--------------|--------------|--------------|-------------|-------------|---------------------|
|              |                | PPS            | PS         | MS         | HS/HSS/INTERMEDIATE | I-V          | VI-VIII      | IX-XII       | PPS/PS      | MS          | HS/HSS/INTERMEDIATE |
| 1            | 2              | 3              | 4          | 5          | 6                   | 7            | 8            | 9            | 10          | 11          | 12                  |
| 1            | East District  | 356            | 221        | 72         | 65                  | 37981        | 15471        | 10180        | 2182        | 521         | 671                 |
| 2            | West District  | 316            | 229        | 51         | 37                  | 23224        | 7170         | 3628         | 1375        | 272         | 327                 |
| 3            | North District | 109            | 72         | 20         | 18                  | 6625         | 2064         | 1171         | 455         | 100         | 95                  |
| 4            | South District | 313            | 211        | 62         | 42                  | 22857        | 7278         | 3794         | 1376        | 284         | 384                 |
| <b>Total</b> |                | <b>1094</b>    | <b>733</b> | <b>205</b> | <b>162</b>          | <b>90687</b> | <b>31983</b> | <b>18773</b> | <b>5388</b> | <b>1177</b> | <b>1477</b>         |

PPS – Pre-Primary Schools

PS – Primary Schools

MS – Middle Schools

HS/HSS/Intermediate - High School/ Hr. Secondary Schools/ Intermediate Schools





**No. of Teachers**

(Figures in numbers)

| Years   | Number of Teachers in |                       |                   |                       |
|---------|-----------------------|-----------------------|-------------------|-----------------------|
|         | Primary Schools       | Upper Primary Schools | Secondary Schools | Sr. Secondary Schools |
| 2001-02 | 121483                | 59922                 | 50914             | 105493                |
| 2002-03 | 123369                | 56086                 | 57467             | 134621                |
| 2003-04 | 121236                | 60079                 | 68212             | 139789                |
| 2004-05 | 119969                | 56958                 | 69065             | 142362                |
| 2005-06 | 115568                | 62156                 | 74168             | 152574                |

**Pupil Teacher Ratio**

| Years   | Pupil Teacher Ratio in |                       |                   |                       |
|---------|------------------------|-----------------------|-------------------|-----------------------|
|         | Primary Schools        | Upper Primary Schools | Secondary Schools | Sr. Secondary Schools |
| 2001-02 | 33                     | 37                    | 36                | 34                    |
| 2002-03 | 34                     | 40                    | 30                | 33                    |
| 2003-04 | 35                     | 37                    | 28                | 32                    |
| 2004-05 | 33                     | 41                    | 29                | 33                    |
| 2005-06 | 34                     | 38                    | 26                | 32                    |

**Gender Parity Index**

| Years   | Gender Parity Index in Classes |         |        |
|---------|--------------------------------|---------|--------|
|         | I-V                            | VI-VIII | IX-XII |
| 2001-02 | 1.00                           | 0.98    | 0.88   |
| 2002-03 | 0.98                           | 0.98    | 1.00   |
| 2003-04 | 0.98                           | 0.96    | 0.99   |
| 2004-05 | 0.98                           | 0.96    | 0.98   |
| 2005-06 | 0.99                           | 0.97    | 1.02   |

**Number of Girls per 100 Boys**

| Years   | Number of Girls per 100 Boys in Classes |         |        |
|---------|---|---------|--------|
|         | I-V                                     | VI-VIII | IX-XII |
| 2001-02 | 96                                      | 94      | 84     |
| 2002-03 | 93                                      | 92      | 95     |
| 2003-04 | 93                                      | 91      | 94     |
| 2004-05 | 93                                      | 91      | 94     |
| 2005-06 | 94                                      | 92      | 97     |

## B. Tertiary Education:

### Number of Institutions

(Figures in number)

| Institutions/Universities                     | 2001-02 | 2002-03 | 2003-04 | 2004-05 | 2005-06 |
|---|---------|---------|---------|---------|---------|
| Universities                                  | 15      | 16      | 16      | 17      | 17      |
| Deemed to be Universities                     | 8       | 9       | 9       | 16      | 16      |
| Instt. of National Importance                 | 2       | 2       | 2       | 2       | 2       |
| Research Institutes                           | 1       | 1       | 1       | 1       | 1       |
| Colleges for General Education                | 426     | 478     | 441     | 445     | 693     |
| Engg., Tech & Arch. Collages                  | 96      | 96      | 96      | 222     | 269     |
| Medical Colleges (Allo./ Ayur./ Homeo/ Unani) | 97      | 97      | 97      | 97      | 198     |

### Enrolment

(Figures in number)

| Courses  | Enrolment during the year |         |         |         |         |
|--|---------------------------|---------|---------|---------|---------|
|  | 2001-02                   | 2002-03 | 2003-04 | 2004-05 | 2005-06 |
| Ph.D/D.Sc./D.Phill.  | 2870                      | 3410    | 3770    | 3346    | 3500    |
| M.A.   | 15596                     | 11015   | 12206   | 13343   | 15371   |
| M.Sc.  | 25291                     | 47793   | 52761   | 29324   | 35341   |
| M.Com.   | 6440                      | 21173   | 23124   | 8072    | 14929   |
| B.A./B.A. (Hons)   | 136504                    | 91455   | 101122  | 106097  | 103861  |
| B.Sc./B.Sc.(Hons.)   | 238043                    | 185265  | 204456  | 188486  | 211689  |
| B.Com./B.Com(Hons.)  | 90138                     | 93343   | 102622  | 93805   | 104317  |
| B.E./B.Sc.(Engg/B.Arch.)                                       | 57402                     | 90109   | 96625   | 49466   | 329271  |
| Medicine, Dentistry, Nursing, Pharmacy, Ayurvedic & Unani etc. | 16182                     | 12010   | 13264   | 47685   | 39131   |
| B.Ed.  | 4277                      | 2922    | 3246    | 4078    | 9826    |
| Open University  | -                         | -       | -       | -       | 17222   |
| Polytechnic  |                           | -       | -       | -       | 174237  |
| Others   | 104601                    | 134457  | 146543  | 265664  | 265664  |
| Total  | 697344                    | 692952  | 759739  | 809366  | 1324359 |

## C: Expenditure on Education:

| Year    | Gross State Domestic Product (GSDP) | Expenditure on Education | Expenditure on Education as percentage of GSDP |
|---------|-------------------------------------|--------------------------|--|
| 2001-02 | 149074                              | 5019.27                  | 3.37   |
| 2002-03 | 158370                              | 4713.64                  | 2.98   |
| 2003-04 | 175897                              | 4953.73                  | 2.82   |
| 2004-05 | 200781                              | 5506.89                  | 2.74   |
| 2005-06 | 223528                              | 5826.80                  | 2.61   |

## D: District-wise Statistics- 2005-06

(Fig. in numbers)

| S.No. | District Name  | No. of Schools |              |             |                         | Enrolment      |                |                | Teachers      |              |                         |
|-------|----------------|----------------|--------------|-------------|-------------------------|----------------|----------------|----------------|---------------|--------------|-------------------------|
|       |                | PPS            | PS           | MS          | HS/HSS/<br>INTERMEDIATE | I-V            | VI-VIII        | IX-XII         | PPS/<br>PS    | MS           | HS/HSS/<br>INTERMEDIATE |
| 1     | 2              | 3              | 4            | 5           | 6                       | 7              | 8              | 9              | 10            | 11           | 12                      |
| 1     | Chennai        | 0              | 708          | 187         | 743                     | 248193         | 138718         | 246366         | 3642          | 1698         | 25056                   |
| 2     | Coimbatore     | 0              | 1567         | 420         | 625                     | 392357         | 323382         | 212322         | 5752          | 3522         | 15084                   |
| 3     | Cuddalore      | 0              | 1241         | 307         | 318                     | 251794         | 225767         | 117396         | 4049          | 2197         | 7040                    |
| 4     | Dharmapuri     | 0              | 954          | 245         | 202                     | 169086         | 65062          | 56394          | 2886          | 1451         | 3842                    |
| 5     | Dindugal       | 0              | 1276         | 233         | 263                     | 221186         | 113548         | 78087          | 4107          | 2142         | 5563                    |
| 6     | Erode          | 0              | 1562         | 270         | 365                     | 203276         | 82880          | 105124         | 4529          | 2016         | 7704                    |
| 7     | Kancheepuram   | 0              | 1260         | 327         | 520                     | 233121         | 166275         | 139059         | 4692          | 2717         | 9113                    |
| 8     | Karur          | 0              | 688          | 121         | 146                     | 102138         | 38152          | 38032          | 1948          | 861          | 2913                    |
| 9     | Krishnagiri    | 0              | 1242         | 269         | 223                     | 184255         | 104825         | 125049         | 3822          | 1369         | 4692                    |
| 10    | Madurai        | 0              | 1254         | 319         | 391                     | 149322         | 63333          | 100782         | 5048          | 3544         | 13708                   |
| 11    | Nagapattinam   | 0              | 920          | 257         | 194                     | 188349         | 117469         | 65876          | 3146          | 2137         | 4105                    |
| 12    | Nagercoil      | 0              | 526          | 154         | 383                     | 143084         | 69508          | 84784          | 2683          | 991          | 7473                    |
| 13    | Namakkal       | 0              | 823          | 171         | 257                     | 68164          | 33106          | 36784          | 2581          | 1248         | 8374                    |
| 14    | Nilgiris       | 0              | 424          | 90          | 181                     | 140978         | 75017          | 51601          | 1299          | 641          | 3770                    |
| 15    | Perambalur     | 0              | 734          | 183         | 197                     | 163707         | 102840         | 57934          | 2490          | 1299         | 3569                    |
| 16    | Pudukottai     | 0              | 1236         | 314         | 235                     | 162512         | 74378          | 52167          | 3483          | 1843         | 3851                    |
| 17    | Ramnad         | 0              | 1045         | 216         | 179                     | 363800         | 99725          | 147729         | 3430          | 1493         | 3655                    |
| 18    | Salem          | 0              | 1427         | 279         | 402                     | 136315         | 72618          | 59929          | 6147          | 1338         | 9978                    |
| 19    | Sivaganga      | 0              | 1015         | 222         | 203                     | 224523         | 129992         | 106218         | 2842          | 1602         | 3972                    |
| 20    | Thanjavur      | 0              | 1292         | 298         | 314                     | 123317         | 91791          | 49903          | 4273          | 2355         | 6649                    |
| 21    | Theni          | 0              | 493          | 155         | 171                     | 131379         | 87742          | 50521          | 2132          | 1730         | 3855                    |
| 22    | Thiruvarur     | 0              | 820          | 190         | 160                     | 329125         | 216820         | 94067          | 3963          | 3011         | 8562                    |
| 23    | Tirunelveli    | 0              | 1752         | 416         | 404                     | 219870         | 177531         | 151273         | 5967          | 3555         | 13016                   |
| 24    | Tiruvallur     | 0              | 1138         | 295         | 484                     | 243059         | 134199         | 111158         | 3744          | 2040         | 3085                    |
| 25    | Tiruvannamalai | 0              | 1505         | 360         | 318                     | 225319         | 161059         | 147897         | 2594          | 1586         | 8795                    |
| 26    | Trichy         | 0              | 1268         | 322         | 339                     | 169269         | 115251         | 65130          | 4522          | 2719         | 8420                    |
| 27    | Tuticorin      | 0              | 1179         | 291         | 251                     | 402958         | 177556         | 192019         | 3655          | 2312         | 5072                    |
| 28    | Vellore        | 0              | 1986         | 441         | 488                     | 351922         | 204964         | 124457         | 6918          | 3231         | 8367                    |
| 29    | Villupuram     | 0              | 1725         | 467         | 398                     | 228062         | 103749         | 71072          | 5311          | 3694         | 12240                   |
| 30    | Virudhunagar   | 0              | 1148         | 198         | 228                     | 207879         | 66359          | 69142          | 3913          | 1814         | 5219                    |
|       | <b>Total</b>   | <b>0</b>       | <b>34208</b> | <b>8017</b> | <b>9582</b>             | <b>6378319</b> | <b>3633616</b> | <b>3008272</b> | <b>115568</b> | <b>62156</b> | <b>226742</b>           |

PPS – Pre-Primary Schools

PS – Primary Schools

MS – Middle Schools

HS/HSS/Intermediate - High School/ Hr. Secondary Schools/ Intermediate Schools

## TRIPURA

**Total Population: 3,199,203**  
(as per 2001 Census)

**Estimated 2005 Population: 3365**  
(in 000)

**Literacy Rates:**

**Total** : 73.19  
**Male** : 81.02  
**Female** : 64.91



### A: School Education

**No. of Institutions:**

(Figures in numbers)

| Years   | Number of Schools |               |           |               |
|---------|-------------------|---------------|-----------|---------------|
|         | Primary           | Upper Primary | Secondary | Sr. Secondary |
| 2001-02 | 2095              | 432           | 402       | 234           |
| 2002-03 | 2054              | 435           | 403       | 240           |
| 2003-04 | 2075              | 453           | 409       | 242           |
| 2004-05 | 1776              | 1001          | 409       | 243           |
| 2005-06 | 1863              | 1004          | 419       | 248           |

**Enrolment**

(Figures in numbers)

| Years   | Enrolment in Classes |         |       |        |
|---------|----------------------|---------|-------|--------|
|         | I-V                  | VI-VIII | IX-X  | XI-XII |
| 2001-02 | 460507               | 165591  | 76559 | 27583  |
| 2002-03 | 449465               | 180513  | 82637 | 29861  |
| 2003-04 | 451731               | 186651  | 87298 | 30708  |
| 2004-05 | 461209               | 187590  | 87812 | 31097  |
| 2005-06 | 500284               | 197186  | 90155 | 32613  |

**Gross Enrolment Ratio**

| Years   | Gross Enrolment Ratio in Classes |         |        |
|---------|----------------------------------|---------|--------|
|         | I-V                              | VI-VIII | IX-XII |
| 2001-02 | 101.88                           | 67.59   | 33.33  |
| 2002-03 | 123.85                           | 71.42   | 36.89  |
| 2003-04 | 122.76                           | 72.84   | 38.16  |
| 2004-05 | 131.03                           | 78.16   | 38.86  |
| 2005-06 | 143.35                           | 82.50   | 39.86  |

**Drop-out Rates**

| Years   | Drop-out Rates in Classes |        |       |
|---------|---------------------------|--------|-------|
|         | I-V                       | I-VIII | I-X   |
| 2001-02 | 50.53                     | 69.02  | 76.92 |
| 2002-03 | 42.97                     | 65.19  | 74.27 |
| 2003-04 | 44.80                     | 64.29  | 74.31 |
| 2004-05 | 43.20                     | 64.15  | 73.36 |
| 2005-06 | 28.76                     | 55.88  | 74.89 |

**No. of Teachers**

(Figures in numbers)

| Years   | Number of Teachers in |                       |                   |                       |
|---------|-----------------------|-----------------------|-------------------|-----------------------|
|         | Primary Schools       | Upper Primary Schools | Secondary Schools | Sr. Secondary Schools |
| 2001-02 | 13489                 | 5995                  | 8735              | 9540                  |
| 2002-03 | 8951                  | 5672                  | 8918              | 9780                  |
| 2003-04 | 14606                 | 7022                  | 8529              | 9392                  |
| 2004-05 | 8036                  | 8880                  | 8271              | 9199                  |
| 2005-06 | 12207                 | 8439                  | 8322              | 8991                  |

**Pupil Teacher Ratio**

| Years   | Pupil Teacher Ratio in |                       |                   |                       |
|---------|------------------------|-----------------------|-------------------|-----------------------|
|         | Primary Schools        | Upper Primary Schools | Secondary Schools | Sr. Secondary Schools |
| 2001-02 | 31                     | 18                    | 23                | 22                    |
| 2002-03 | 23                     | 20                    | 23                | 23                    |
| 2003-04 | 30                     | 16                    | 25                | 24                    |
| 2004-05 | 54                     | 15                    | 25                | 25                    |
| 2005-06 | 36                     | 19                    | 27                | 26                    |

**Gender Parity Index**

| Years   | Gender Parity Index in Classes |         |        |
|---------|--------------------------------|---------|--------|
|         | I-V                            | VI-VIII | IX-XII |
| 2001-02 | 0.84                           | 0.87    | 0.79   |
| 2002-03 | 0.95                           | 0.94    | 0.87   |
| 2003-04 | 0.95                           | 0.93    | 0.89   |
| 2004-05 | 0.96                           | 0.94    | 0.88   |
| 2005-06 | 0.95                           | 0.99    | 0.89   |

**Number of Girls per 100 Boys**

| Years   | Number of Girls per 100 Boys in Classes |         |        |
|---------|---|---------|--------|
|         | I-V                                     | VI-VIII | IX-XII |
| 2001-02 | 91                                      | 88      | 78     |
| 2002-03 | 91                                      | 90      | 82     |
| 2003-04 | 92                                      | 89      | 84     |
| 2004-05 | 92                                      | 89      | 84     |
| 2005-06 | 91                                      | 95      | 84     |

## B. Tertiary Education:

### Number of Institutions

(Figures in number)

| Institutions/Universities                     | 2001-02 | 2002-03 | 2003-04 | 2004-05 | 2005-06 |
|---|---------|---------|---------|---------|---------|
| Universities                                  | 1       | 1       | 1       | 1       | 1       |
| Deemed to be Universities                     | 0       | 0       | 0       | 0       | 0       |
| Instt. of National Importance                 | 0       | 0       | 0       | 0       | 0       |
| Research Institutes                           | 0       | 0       | 0       | 0       | 0       |
| Colleges for General Education                | 14      | 14      | 14      | 14      | 14      |
| Engg., Tech & Arch. Collages                  | 1       | 1       | 1       | 1       | 2       |
| Medical Colleges (Allo./ Ayur./ Homeo/ Unani) | 1       | 1       | 1       | 1       | 3       |

### Enrolment

(Figures in number)

| Courses  | Enrolment during the year |              |              |              |              |
|--|---------------------------|--------------|--------------|--------------|--------------|
|  | 2001-02                   | 2002-03      | 2003-04      | 2004-05      | 2005-06      |
| Ph.D/D.Sc./D.Phill.  | 8                         | 16           | 15           | 8            | 11           |
| M.A.   | 627                       | 701          | 856          | 929          | 942          |
| M.Sc.  | 195                       | 200          | 241          | 221          | 285          |
| M.Com.   | 93                        | 88           | 101          | 77           | 81           |
| B.A./B.A. (Hons)   | 13464                     | 14329        | 14926        | 14853        | 16072        |
| B.Sc./B.Sc.(Hons.)   | 2893                      | 2667         | 2806         | 2992         | 2871         |
| B.Com./B.Com(Hons.)  | 1547                      | 1394         | 1405         | 1365         | 1288         |
| B.E./B.Sc.(Engg/B.Arch.)                                       | 573                       | 625          | 648          | 637          | 915          |
| Medicine, Dentistry, Nursing, Pharmacy, Ayurvedic & Unani etc. | 193                       | 192          | 47           | 87           | 198          |
| B.Ed.  | 120                       | 151          | 318          | 312          | 472          |
| Open University  | -                         | -            | -            | -            | 0            |
| Polytechnic  | -                         | -            | -            | -            | 744          |
| Others   | 842                       | -            | 193          | 966          | 966          |
| <b>Total</b>   | <b>20555</b>              | <b>20363</b> | <b>21556</b> | <b>22447</b> | <b>24845</b> |

### C: Expenditure on Education:

| Year    | Gross State Domestic Product(GSDP) | Expenditure on Education | Expenditure on Education as percentage of GSDP |
|---------|------------------------------------|--------------------------|--|
| 2001-02 | 6370                               | 457.65                   | 7.18   |
| 2002-03 | 6733                               | 498.73                   | 7.41   |
| 2003-04 | 7551                               | 533.31                   | 7.06   |
| 2004-05 | 8297                               | 490.28                   | 5.91   |
| 2005-06 | 9124                               | 535.08                   | 5.86   |

### D: District-wise Statistics- 2005-06

(Figures in numbers)

| S.No. | District Name | No. of Schools |      |      |                      | Enrolment |         |        | Teachers |      |                      |
|-------|---------------|----------------|------|------|----------------------|-----------|---------|--------|----------|------|----------------------|
|       |               | PPS            | PS   | MS   | HS/HSS/ INTERMEDIATE | I-V       | VI-VIII | IX-XII | PS       | MS   | HS/HSS/ INTERMEDIATE |
| 1     | 2             | 3              | 4    | 5    | 6                    | 7         | 8       | 9      | 10       | 11   | 12                   |
| 1     | West Tripura  | 1759           | 639  | 343  | 319                  | 215787    | 100108  | 66611  | 5926     | 3842 | 9631                 |
| 2     | South Tripura | 1665           | 605  | 227  | 176                  | 138015    | 46843   | 28565  | 3226     | 1939 | 3846                 |
| 3     | North Tripura | 702            | 255  | 278  | 116                  | 89017     | 32947   | 18792  | 1435     | 1742 | 2644                 |
| 4     | Dhalai        | 1001           | 364  | 156  | 56                   | 57465     | 17288   | 8800   | 1620     | 916  | 1192                 |
| Total |               | 5127           | 1863 | 1004 | 667                  | 500284    | 197186  | 122768 | 12207    | 8439 | 17313                |

PPS – Pre-Primary Schools

PS – Primary Schools

MS – Middle Schools

HS/HSS/Intermediate - High School/ Hr. Secondary Schools/ Intermediate Schools



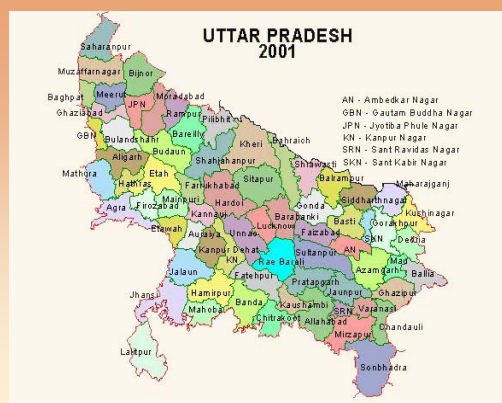
## UTTAR PRADESH

**Total Population: 166,197,921**  
(as per 2001 Census)

**Estimated 2005 Population: 179825**  
(in 000)

**Literacy Rates:**

**Total : 56.27**  
**Male : 68.82**  
**Female : 42.22**



### A: School Education

**No. of Institutions:**

(Figures in numbers)

| Years   | Number of Schools |               |           |               |
|---------|-------------------|---------------|-----------|---------------|
|         | Primary           | Upper Primary | Secondary | Sr. Secondary |
| 2001-02 | 88927             | 20429         | 3275      | 5798          |
| 2002-03 | 113546            | 28936         | 4441      | 7036          |
| 2003-04 | 119404            | 35427         | 5018      | 7369          |
| 2004-05 | 129976            | 36874         | 5205      | 7561          |
| 2005-06 | 134455            | 40021         | 5896      | 7913          |

**Enrolment**

(Figures in numbers)

| Years   | Enrolment in Classes |         |         |         |
|---------|----------------------|---------|---------|---------|
|         | I-V                  | VI-VIII | IX-X    | XI-XII  |
| 2001-02 | 13378223             | 4671768 | 2314361 | 1003861 |
| 2002-03 | 22712307             | 6553162 | 3801052 | 1678046 |
| 2003-04 | 24080867             | 6948243 | 4030214 | 1779404 |
| 2004-05 | 24579638             | 7098022 | 4113809 | 1812250 |
| 2005-06 | 25186552             | 7271947 | 4214344 | 1857372 |

**Gross Enrolment Ratio**

| Years   | Gross Enrolment Ratio in Classes |         |        |
|---------|----------------------------------|---------|--------|
|         | I-V                              | VI-VIII | IX-XII |
| 2001-02 | 65.72                            | 35.91   | 21.46  |
| 2002-03 | 91.25                            | 46.84   | 36.52  |
| 2003-04 | 94.75                            | 48.64   | 37.93  |
| 2004-05 | 107.54                           | 52.43   | 36.32  |
| 2005-06 | 110.57                           | 53.02   | 35.90  |

**Drop-out Rates**

| Years   | Drop-out Rates in Classes |        |       |
|---------|---------------------------|--------|-------|
|         | I-V                       | I-VIII | I-X   |
| 2001-02 | 49.40                     | 60.11  | 58.98 |
| 2002-03 | 23.55                     | 45.57  | 46.31 |
| 2003-04 | 13.51                     | 42.84  | 44.10 |
| 2004-05 | 12.06                     | 41.94  | 43.77 |
| 2005-06 | 9.76                      | 41.25  | 43.02 |

**No. of Teachers**

(figures in numbers)

| Years   | Number of Teachers in |                       |                   |                       |
|---------|-----------------------|-----------------------|-------------------|-----------------------|
|         | Primary Schools       | Upper Primary Schools | Secondary Schools | Sr. Secondary Schools |
| 2001-02 | 293911                | 99694                 | 29086             | 98211                 |
| 2002-03 | 384605                | 148395                | 41241             | 136500                |
| 2003-04 | 395202                | 159974                | 44535             | 138714                |
| 2004-05 | 399457                | 157847                | 44804             | 139906                |
| 2005-06 | 412080                | 166344                | 46695             | 145358                |

**Pupil Teacher Ratio**

| Years   | Pupil Teacher Ratio in |                       |                   |                       |
|---------|------------------------|-----------------------|-------------------|-----------------------|
|         | Primary Schools        | Upper Primary Schools | Secondary Schools | Sr. Secondary Schools |
| 2001-02 | 44                     | 30                    | 43                | 43                    |
| 2002-03 | 55                     | 35                    | 40                | 50                    |
| 2003-04 | 57                     | 37                    | 48                | 47                    |
| 2004-05 | 58                     | 35                    | 61                | 45                    |
| 2005-06 | 57                     | 35                    | 60                | 45                    |

**Gender Parity Index**

| Years   | Gender Parity Index in Classes |         |        |
|---------|--------------------------------|---------|--------|
|         | I-V                            | VI-VIII | IX-XII |
| 2001-02 | 0.61                           | 0.50    | 0.43   |
| 2002-03 | 0.96                           | 0.80    | 0.70   |
| 2003-04 | 0.96                           | 0.80    | 0.70   |
| 2004-05 | 0.94                           | 0.80    | 0.68   |
| 2005-06 | 0.93                           | 0.79    | 0.67   |

**Number of Girls per 100 Boys**

| Years   | Number of Girls per 100 Boys in Classes |         |        |
|---------|---|---------|--------|
|         | I-V                                     | VI-VIII | IX-XII |
| 2001-02 | 57                                      | 44      | 36     |
| 2002-03 | 86                                      | 70      | 57     |
| 2003-04 | 86                                      | 70      | 57     |
| 2004-05 | 86                                      | 70      | 58     |
| 2005-06 | 86                                      | 70      | 58     |

## B. Tertiary Education:

### Number of Institutions

(Figures in number)

| Institutions/Universities                     | 2001-02 | 2002-03 | 2003-04 | 2004-05 | 2005-06 |
|---|---------|---------|---------|---------|---------|
| Universities                                  | 19      | 22      | 22      | 25      | 24      |
| Deemed to be Universities                     | 8       | 7       | 7       | 8       | 8       |
| Instt. of National Importance                 | 1       | 1       | 1       | 1       | 1       |
| Research Institutes                           | 10      | 10      | 10      | 10      | 10      |
| Colleges for General Education                | 758     | 733     | 733     | 1009    | 1637    |
| Engg., Tech & Arch. Collages                  | 34      | 69      | 69      | 69      | 114     |
| Medical Colleges (Allo./ Ayur./ Homeo/ Unani) | 34      | 34      | 34      | 34      | 93      |

### Enrolment

(Figures in number)

| Courses  | Enrolment during the year |         |         |         |         |
|--|---------------------------|---------|---------|---------|---------|
|  | 2001-02                   | 2002-03 | 2003-04 | 2004-05 | 2005-06 |
| Ph.D/D.Sc./D.Phill.  | 1575                      | 5384    | 5983    | 1835    | 1502    |
| M.A.   | 109739                    | 114969  | 126434  | 141137  | 163830  |
| M.Sc.  | 30106                     | 30458   | 33889   | 34683   | 42770   |
| M.Com.   | 18627                     | 19538   | 21822   | 22307   | 24343   |
| B.A./B.A. (Hons)   | 562964                    | 604421  | 665546  | 792306  | 827902  |
| B.Sc./B.Sc.(Hons.)   | 173500                    | 187735  | 208352  | 233852  | 253077  |
| B.Com./B.Com(Hons.)  | 83743                     | 95347   | 105879  | 117341  | 126684  |
| B.E./B.Sc.(Engg/B.Arch.)                                       | 18441                     | 19642   | 22004   | 22005   | 103573  |
| Medicine, Dentistry, Nursing, Pharmacy, Ayurvedic & Unani etc. | 7126                      | 10481   | 11528   | 11528   | 13504   |
| B.Ed.  | 10091                     | 12425   | 13684   | 10698   | 46978   |
| Open University  | -                         | -       | -       | -       | 10331   |
| Polytechnic  | -                         | -       | -       | -       | 25802   |
| Others   | 50583                     | 70028   | 78088   | 120299  | 120299  |
| Total  | 1066495                   | 1170428 | 1293209 | 1507991 | 1760595 |

## C: Expenditure on Education:

| Year    | Gross State Domestic Product(GSDP) | Expenditure on Education | Expenditure on Education as percentage of GSDP |
|---------|------------------------------------|--------------------------|--|
| 2001-02 | 190407                             | 6427.90                  | 3.38   |
| 2002-03 | 207103                             | 6772.90                  | 3.27   |
| 2003-04 | 227086                             | 6967.89                  | 3.07   |
| 2004-05 | 246618                             | 8313.44                  | 3.37   |
| 2005-06 | 279762                             | 9743.41                  | 3.48   |

## D: District-wise Statistics- 2005-06

(Figures in numbers)

| S.No. | District Name  | No. of Schools |      |      |                         | Enrolment |         |        | Teachers   |      |                         |
|-------|----------------|----------------|------|------|-------------------------|-----------|---------|--------|------------|------|-------------------------|
|       |                | PPS            | PS   | MS   | HS/HSS/<br>INTERMEDIATE | I-V       | VI-VIII | IX-XII | PPS/<br>PS | MS   | HS/HSS/<br>INTERMEDIATE |
| 1     | 2              | 3              | 4    | 5    | 6                       | 7         | 8       | 9      | 10         | 11   | 12                      |
| 1     | Agra           | 0              | 4120 | 1008 | 380                     | 705810    | 170442  | 151289 | 10709      | 5772 | 5777                    |
| 2     | Aligarh        | 6              | 2887 | 820  | 336                     | 453877    | 149660  | 165111 | 8155       | 4066 | 3478                    |
| 3     | Allahabad      | 9              | 3079 | 1127 | 564                     | 648836    | 241014  | 217094 | 9769       | 5308 | 6905                    |
| 4     | Ambedkar Nagar | 0              | 1468 | 525  | 155                     | 358340    | 123687  | 92970  | 5787       | 2652 | 2498                    |
| 5     | Aouriya        | 0              | 1282 | 525  | 148                     | 216106    | 78609   | 57385  | 4541       | 2426 | 2012                    |
| 6     | Azamgarh       | 0              | 2749 | 896  | 304                     | 674773    | 200492  | 160415 | 11794      | 3806 | 4089                    |
| 7     | Badaun         | 0              | 2574 | 646  | 158                     | 467081    | 91176   | 45686  | 7156       | 1692 | 1617                    |
| 8     | Baghpat        | 0              | 693  | 193  | 123                     | 114091    | 44243   | 42437  | 2689       | 865  | 1519                    |
| 9     | Bahraich       | 0              | 1577 | 538  | 99                      | 424523    | 61110   | 48975  | 4389       | 1300 | 1225                    |
| 10    | Ballia         | 0              | 2214 | 863  | 216                     | 402494    | 126909  | 131068 | 6959       | 3116 | 2630                    |
| 11    | Balrampur      | 0              | 1397 | 301  | 65                      | 219860    | 32832   | 18223  | 3013       | 965  | 754                     |
| 12    | Banda          | 0              | 1631 | 558  | 95                      | 246436    | 59224   | 36632  | 4490       | 1893 | 1130                    |
| 13    | Barabanki      | 0              | 2153 | 575  | 121                     | 393190    | 97579   | 49384  | 6064       | 2663 | 1207                    |
| 14    | Bareilly       | 0              | 2870 | 772  | 255                     | 544912    | 129013  | 101427 | 8714       | 2518 | 4040                    |
| 15    | Basti          | 0              | 2001 | 763  | 156                     | 281111    | 88513   | 71870  | 4134       | 1741 | 1998                    |
| 16    | Bijnor         | 0              | 2810 | 667  | 159                     | 493060    | 145467  | 93227  | 9616       | 2840 | 2150                    |
| 17    | Buland Shahar  | 0              | 2207 | 685  | 320                     | 384488    | 132325  | 105071 | 7645       | 2068 | 4053                    |
| 18    | Chandoli       | 0              | 1044 | 242  | 115                     | 252855    | 85996   | 72948  | 3488       | 1540 | 1836                    |
| 19    | Chitrakoot     | 0              | 925  | 307  | 62                      | 152444    | 33699   | 17996  | 2034       | 983  | 532                     |
| 20    | Devaria        | 0              | 2165 | 758  | 285                     | 474004    | 146927  | 147741 | 7542       | 3263 | 4221                    |
| 21    | Etah           | 0              | 2794 | 780  | 313                     | 460521    | 113669  | 134722 | 4550       | 1412 | 1601                    |
| 22    | Etawa          | 0              | 1720 | 755  | 175                     | 251112    | 80123   | 62718  | 5896       | 2766 | 2098                    |
| 23    | Faizabad       | 0              | 1621 | 574  | 170                     | 309013    | 106213  | 76932  | 4984       | 2158 | 2125                    |
| 24    | Farukabad      | 0              | 1393 | 685  | 178                     | 265363    | 79641   | 50997  | 4417       | 2324 | 2265                    |
| 25    | Fatehpur       | 0              | 1926 | 581  | 215                     | 337629    | 104574  | 66322  | 5466       | 2448 | 2273                    |
| 26    | Firozabad      | 0              | 1632 | 359  | 207                     | 320008    | 86344   | 105730 | 6072       | 2330 | 2706                    |
| 27    | GTB Nagar      | 0              | 664  | 256  | 106                     | 163485    | 58128   | 54815  | 3223       | 1148 | 3036                    |
| 28    | Gazipur        | 0              | 2299 | 696  | 506                     | 571708    | 164965  | 282279 | 10722      | 3440 | 6369                    |
| 29    | Ghaziabad      | 0              | 1556 | 575  | 179                     | 358266    | 136802  | 133777 | 7038       | 3197 | 6313                    |
| 30    | Ghonda         | 0              | 2117 | 605  | 134                     | 436934    | 83241   | 66556  | 5463       | 2275 | 1993                    |
| 31    | Gorakhpur      | 0              | 2332 | 720  | 244                     | 509890    | 176788  | 142000 | 8173       | 3730 | 3775                    |
| 32    | Hamirpur       | 0              | 1029 | 401  | 79                      | 163378    | 49227   | 30541  | 3563       | 1173 | 878                     |
| 33    | Hardoi         | 3              | 3079 | 691  | 226                     | 566492    | 127869  | 91992  | 8510       | 2832 | 2185                    |
| 34    | Hatras         | 0              | 1267 | 359  | 138                     | 230048    | 64775   | 56232  | 4554       | 1623 | 1832                    |
| 35    | Jalon          | 0              | 2109 | 806  | 154                     | 240501    | 82696   | 59942  | 4889       | 3360 | 2325                    |
| 36    | J.P. Nagar     | 0              | 1255 | 425  | 100                     | 251918    | 63057   | 47892  | 3794       | 1672 | 2243                    |
| 37    | Jaunpur        | 0              | 2554 | 792  | 310                     | 674180    | 249787  | 214061 | 10186      | 3518 | 5296                    |
| 38    | Jhansi         | 0              | 1779 | 640  | 152                     | 266293    | 93182   | 61463  | 5962       | 2347 | 2751                    |

| S.No. | District Name      | No. of Schools |               |              |                         | Enrolment       |                |                | Teachers      |               |                         |
|-------|--------------------|----------------|---------------|--------------|-------------------------|-----------------|----------------|----------------|---------------|---------------|-------------------------|
|       |                    | PPS            | PS            | MS           | HS/HSS/<br>INTERMEDIATE | I-V             | VI-VIII        | IX-XII         | PPS/<br>PS    | MS            | HS/HSS/<br>INTERMEDIATE |
| 39    | Kabir Nagar        | 0              | 1418          | 233          | 78                      | 165443          | 50600          | 36933          | 2556          | 1018          | 997                     |
| 40    | Kannoj             | 0              | 1215          | 471          | 146                     | 243132          | 75504          | 52489          | 3692          | 2192          | 1836                    |
| 41    | Kanpur Dehat       | 0              | 1626          | 361          | 188                     | 226179          | 79599          | 81609          | 4322          | 1695          | 1906                    |
| 42    | Kanpur Nagar       | 3              | 2735          | 1068         | 520                     | 412421          | 176240         | 207116         | 9758          | 5185          | 7725                    |
| 43    | Koshambi           | 5              | 875           | 330          | 226                     | 196616          | 45842          | 100787         | 2652          | 1133          | 2282                    |
| 44    | Kushi Nagar        | 0              | 1944          | 391          | 132                     | 436066          | 99078          | 60563          | 5296          | 1857          | 1733                    |
| 45    | Lakhimpur Khiri    | 5              | 2387          | 654          | 124                     | 482040          | 101742         | 58129          | 5592          | 1931          | 1461                    |
| 46    | Lalitpur           | 0              | 979           | 260          | 51                      | 165623          | 39127          | 17807          | 2818          | 1060          | 490                     |
| 47    | Lucknow            | 0              | 2046          | 786          | 557                     | 431517          | 169916         | 206351         | 5950          | 5686          | 12453                   |
| 48    | Maharajganj        | 0              | 1413          | 420          | 102                     | 334460          | 66523          | 40811          | 3979          | 1853          | 1546                    |
| 49    | Mahova             | 0              | 808           | 332          | 56                      | 116558          | 27894          | 13101          | 2124          | 839           | 489                     |
| 50    | Mainpuri           | 0              | 1879          | 562          | 151                     | 273169          | 85207          | 57876          | 5424          | 2151          | 1716                    |
| 51    | Mathura            | 0              | 2029          | 621          | 237                     | 327688          | 96165          | 87585          | 6753          | 2330          | 2762                    |
| 52    | Mau                | 0              | 1927          | 321          | 199                     | 369551          | 106207         | 92081          | 7396          | 2320          | 3176                    |
| 53    | Meerut             | 9              | 1669          | 812          | 260                     | 372967          | 135987         | 132229         | 8370          | 3479          | 5839                    |
| 54    | Mirzapur           | 3              | 1964          | 380          | 150                     | 322960          | 109956         | 77073          | 4965          | 1595          | 2094                    |
| 55    | Moradabad          | 0              | 3570          | 492          | 472                     | 594879          | 131973         | 100976         | 8049          | 4501          | 3869                    |
| 56    | Muzaffar Nagar     | 0              | 2520          | 794          | 261                     | 489230          | 142022         | 113463         | 10542         | 3157          | 3802                    |
| 57    | Piliphit           | 0              | 1541          | 381          | 102                     | 264449          | 59979          | 38690          | 3761          | 1142          | 1136                    |
| 58    | Pratapgarh         | 0              | 2002          | 483          | 225                     | 429391          | 150245         | 121522         | 6832          | 2363          | 2969                    |
| 59    | Raibareilly        | 0              | 2137          | 441          | 193                     | 421422          | 129909         | 90552          | 7481          | 2041          | 2465                    |
| 60    | Rampur             | 0              | 1941          | 245          | 113                     | 359213          | 53763          | 36605          | 5394          | 1255          | 1510                    |
| 61    | Sant Ravidas Nagar | 0              | 753           | 365          | 86                      | 216208          | 71901          | 52330          | 2762          | 1055          | 779                     |
| 62    | Shaharanpur        | 0              | 1950          | 736          | 217                     | 399749          | 121522         | 94520          | 7222          | 2694          | 3321                    |
| 63    | Shahjahanpur       | 0              | 2681          | 541          | 197                     | 446469          | 93271          | 67789          | 6220          | 2311          | 2426                    |
| 64    | Shravasti          | 0              | 783           | 280          | 46                      | 123585          | 16599          | 10948          | 1560          | 350           | 252                     |
| 65    | Siddarth Nagar     | 0              | 2390          | 771          | 96                      | 256115          | 63598          | 36435          | 3493          | 1463          | 1498                    |
| 66    | Sitapur            | 0              | 2904          | 760          | 167                     | 544382          | 122906         | 59003          | 7733          | 3297          | 1737                    |
| 67    | Sonbhadra          | 0              | 1204          | 351          | 89                      | 210275          | 58597          | 42666          | 3067          | 657           | 1470                    |
| 68    | Sultanpur          | 0              | 2382          | 552          | 213                     | 499872          | 158093         | 93117          | 7719          | 2983          | 2884                    |
| 69    | Unnao              | 0              | 2449          | 866          | 176                     | 407018          | 102882         | 57606          | 6630          | 2449          | 2046                    |
| 70    | Varanasi           | 0              | 1362          | 492          | 277                     | 362875          | 169102         | 167034         | 5818          | 3072          | 5649                    |
|       | <b>Total</b>       | <b>43</b>      | <b>134455</b> | <b>40021</b> | <b>13809</b>            | <b>25186552</b> | <b>7271947</b> | <b>6071716</b> | <b>412080</b> | <b>166344</b> | <b>192053</b>           |

PPS – Pre-Primary Schools

PS – Primary Schools

MS – Middle Schools

HS/HSS/Intermediate - High School/ Hr. Secondary Schools/ Intermediate Schools

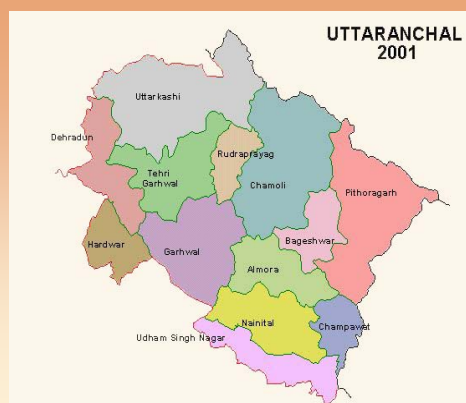
## UTTARAKHAND

**Total Population: 8,489,349**  
(as per 2001 Census)

**Estimated 2005 Population: 9,073**  
(in 000)

**Literacy Rates:**

**Total : 71.62**  
**Male : 83.28**  
**Female : 59.63**



### A: School Education

**No. of Institutions:**

(Figures in numbers)

| Years   | Number of Schools |               |           |               |
|---------|-------------------|---------------|-----------|---------------|
|         | Primary           | Upper Primary | Secondary | Sr. Secondary |
| 2001-02 | 13795             | 3487          | 686       | 907           |
| 2002-03 | 13902             | 3471          | 759       | 1068          |
| 2003-04 | 14304             | 3557          | 768       | 1071          |
| 2004-05 | 14663             | 3861          | 773       | 1082          |
| 2005-06 | 14847             | 4067          | 837       | 1188          |

**Enrolment**

(Figures in numbers)

| Years   | Enrolment in Classes |         |        |        |
|---------|----------------------|---------|--------|--------|
|         | I-V                  | VI-VIII | IX-X   | XI-XII |
| 2001-02 | 1047798              | 489440  | 268216 | 112230 |
| 2002-03 | 1155717              | 523383  | 309842 | 143914 |
| 2003-04 | 1164485              | 542742  | 311226 | 148823 |
| 2004-05 | 1191505              | 552252  | 316041 | 154577 |
| 2005-06 | 1196510              | 560882  | 331432 | 180338 |

**Gross Enrolment Ratio**

| Years   | Gross Enrolment Ratio in Classes |         |        |
|---------|----------------------------------|---------|--------|
|         | I-V                              | VI-VIII | IX-XII |
| 2001-02 | 100.65                           | 73.71   | 48.24  |
| 2002-03 | 107.87                           | 78.84   | 56.31  |
| 2003-04 | 106.85                           | 80.36   | 56.12  |
| 2004-05 | 117.74                           | 88.08   | 58.03  |
| 2005-06 | 119.89                           | 89.88   | 62.03  |

**No. of Teachers**

(Figures in numbers)

| Years   | Number of Teachers in |                       |                   |                       |
|---------|-----------------------|-----------------------|-------------------|-----------------------|
|         | Primary Schools       | Upper Primary Schools | Secondary Schools | Sr. Secondary Schools |
| 2001-02 | 29526                 | 14377                 | 13833             | 5694                  |
| 2002-03 | 36923                 | 15284                 | 6495              | 21355                 |
| 2003-04 | 40527                 | 16080                 | 7979              | 21355                 |
| 2004-05 | 43715                 | 17439                 | 9049              | 22085                 |
| 2005-06 | 46415                 | 18715                 | 11051             | 23385                 |

**Pupil Teacher Ratio**

| Years   | Pupil Teacher Ratio in |                       |                   |                       |
|---------|------------------------|-----------------------|-------------------|-----------------------|
|         | Primary Schools        | Upper Primary Schools | Secondary Schools | Sr. Secondary Schools |
| 2001-02 | 35                     | 34                    | 19                | 20                    |
| 2002-03 | 29                     | 19                    | 22                | 29                    |
| 2003-04 | 27                     | 19                    | 18                | 30                    |
| 2004-05 | 25                     | 18                    | 18                | 29                    |
| 2005-06 | 24                     | 17                    | 15                | 28                    |

**Gender Parity Index**

| Years   | Gender Parity Index in Classes |         |        |
|---------|--------------------------------|---------|--------|
|         | I-V                            | VI-VIII | IX-XII |
| 2001-02 | 1.02                           | 0.95    | 0.89   |
| 2002-03 | 1.02                           | 0.93    | 0.82   |
| 2003-04 | 1.01                           | 0.98    | 0.83   |
| 2004-05 | 1.01                           | 1.00    | 0.83   |
| 2005-06 | 1.03                           | 1.01    | 0.90   |

**Number of Girls per 100 Boys**

| Years   | Number of Girls per 100 Boys in Classes |         |        |
|---------|---|---------|--------|
|         | I-V                                     | VI-VIII | IX-XII |
| 2001-02 | 101                                     | 91      | 80     |
| 2002-03 | 94                                      | 87      | 75     |
| 2003-04 | 94                                      | 92      | 76     |
| 2004-05 | 93                                      | 92      | 77     |
| 2005-06 | 94                                      | 93      | 82     |

## B. Tertiary Education:

### Number of Institutions

(Figures in number)

| Institutions/Universities                     | 2001-02 | 2002-03 | 2003-04 | 2004-05 | 2005-06 |
|---|---------|---------|---------|---------|---------|
| Universities                                  | 6       | 4       | 4       | 5       | 6       |
| Deemed to be Universities                     | 0       | 2       | 2       | 2       | 2       |
| Instt. of National Importance                 | 0       | 1       | 1       | 1       | 1       |
| Research Institutes                           | 0       | 0       | 0       | 11      | 11      |
| Colleges for General Education                | 0       | 47      | 47      | 86      | 87      |
| Engg., Tech & Arch. Collages                  | 0       | 2       | 2       | 2       | 12      |
| Medical Colleges (Allo./ Ayur./ Homeo/ Unani) | 0       | 1       | 1       | 1       | 20      |

### Enrolment

(Figures in number)

| Courses  | Enrolment during the year |               |               |               |               |
|--|---------------------------|---------------|---------------|---------------|---------------|
|  | 2001-02                   | 2002-03       | 2003-04       | 2004-05       | 2005-06       |
| Ph.D/D.Sc./D.Phill.  | 231                       | 1487          | 1532          | 1872          | 584           |
| M.A.   | 11507                     | 12081         | 12689         | 12069         | 11011         |
| M.Sc.  | 3556                      | 3733          | 3929          | 4782          | 5269          |
| M.Com.   | 1952                      | 2849          | 2907          | 3494          | 3263          |
| B.A./B.A. (Hons)   | 59064                     | 57064         | 59561         | 43693         | 56736         |
| B.Sc./B.Sc.(Hons.)   | 19219                     | 16536         | 17172         | 22245         | 24319         |
| B.Com./B.Com(Hons.)  | 8530                      | 14884         | 14988         | 17102         | 18923         |
| B.E./B.Sc.(Engg/B.Arch.)                                       | 1826                      | 1916          | 2010          | 1291          | 10723         |
| Medicine, Dentistry, Nursing, Pharmacy, Ayurvedic & Unani etc. | 696                       | 530           | 547           | 547           | 1241          |
| B.Ed.  | 1963                      | 3955          | 4126          | 867           | 984           |
| Open University  | -                         | -             | -             | -             | 0             |
| Polytechnic  | -                         | -             | -             | -             | 7128          |
| Others   | 0                         | 5443          | 5650          | 23780         | 23780         |
| <b>Total</b>   | <b>108544</b>             | <b>120478</b> | <b>125111</b> | <b>131742</b> | <b>163961</b> |

## C: Expenditure on Education:

| Year    | Gross State Domestic Product (GSDP) | Expenditure on Education | Expenditure on Education as percentage of GSDP |
|---------|-------------------------------------|--------------------------|--|
| 2001-02 | 16011                               | 716.53                   | 4.48   |
| 2002-03 | 18675                               | 923.53                   | 4.95   |
| 2003-04 | 20668                               | 1078.43                  | 5.22   |
| 2004-05 | 22765                               | 1112.67                  | 4.89   |
| 2005-06 | 25776                               | 1378.29                  | 5.35   |



## D: District-wise Statistics

(Fig. in numbers)

| S.No. | District Name       | No. of Schools |       |      |                         | Enrolment |         |        | Teachers   |       |                         |
|-------|---------------------|----------------|-------|------|-------------------------|-----------|---------|--------|------------|-------|-------------------------|
|       |                     | PPS            | PS    | MS   | HS/HSS/<br>INTERMEDIATE | I-V       | VI-VIII | IX-XII | PPS/<br>PS | MS    | HS/HSS/<br>INTERMEDIATE |
| 1     | 2                   | 3              | 4     | 5    | 6                       | 7         | 8       | 9      | 10         | 11    | 12                      |
| 1     | Nainital            | 0              | 1171  | 339  | 172                     | 97462     | 52251   | 49077  | 3276       | 1858  | 3196                    |
| 2     | Almora              | 0              | 1631  | 286  | 215                     | 90316     | 51019   | 41329  | 4405       | 1377  | 3032                    |
| 3     | Pithoragarh         | 0              | 1265  | 313  | 150                     | 65608     | 35587   | 29685  | 3384       | 1167  | 2173                    |
| 4     | Udhamsingh<br>Nagar | 0              | 1052  | 344  | 142                     | 178299    | 66736   | 53198  | 4282       | 1647  | 2468                    |
| 5     | Bagheshwar          | 0              | 648   | 128  | 78                      | 37234     | 21955   | 15145  | 1513       | 728   | 1219                    |
| 6     | Champavat           | 0              | 516   | 147  | 80                      | 36895     | 16323   | 14012  | 1419       | 819   | 1223                    |
| 7     | Pauri Garhwal       | 0              | 1860  | 506  | 294                     | 92652     | 52980   | 56558  | 4856       | 2474  | 3825                    |
| 8     | Tihri Garhwal       | 0              | 1545  | 412  | 204                     | 99368     | 45832   | 41859  | 4113       | 1201  | 3131                    |
| 9     | Uttar Kashi         | 0              | 864   | 234  | 91                      | 50637     | 21582   | 20252  | 2180       | 1039  | 1689                    |
| 10    | Chamoli             | 0              | 1110  | 264  | 136                     | 55810     | 31552   | 29352  | 2587       | 900   | 2088                    |
| 11    | Dehradun            | 0              | 1395  | 591  | 258                     | 158988    | 74822   | 82879  | 7669       | 3040  | 6200                    |
| 12    | Rudraprayag         | 0              | 650   | 176  | 96                      | 39587     | 21134   | 21793  | 1550       | 709   | 1713                    |
| 13    | Haridwar            | 0              | 1140  | 327  | 109                     | 193654    | 69109   | 56631  | 5181       | 1756  | 2479                    |
| Total |                     | 0              | 14847 | 4067 | 2025                    | 1196510   | 560882  | 511770 | 46415      | 18715 | 34436                   |

PPS – Pre-Primary Schools

PS – Primary Schools

MS – Middle Schools

HS/HSS/Intermediate - High School/ Hr. Secondary Schools/ Intermediate Schools

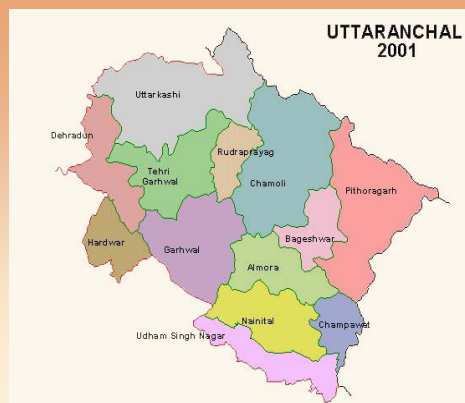
## WEST BENGAL

**Total Population: 80,176,197**  
(as per 2001 Census)

**Estimated 2005 Population: 84277**  
(in 000)

**Literacy Rates:**

**Total : 68.64**  
**Male : 77.02**  
**Female : 59.61**



### A: School Education

**No. of Institutions:** (Figures in numbers)

| Years   | Number of Schools |               |           |               |
|---------|-------------------|---------------|-----------|---------------|
|         | Primary           | Upper Primary | Secondary | Sr. Secondary |
| 2001-02 | 52426             | 2384          | 6824      | 2639          |
| 2002-03 | 49851             | 2003          | 4785      | 2912          |
| 2003-04 | 49865             | 1984          | 4948      | 2868          |
| 2004-05 | 50397             | 1929          | 4399      | 3572          |
| 2005-06 | 49986             | 1229          | 4846      | 3794          |

**Enrolment** (Figures in numbers)

| Years   | Enrolment in Classes |         |         |        |
|---------|----------------------|---------|---------|--------|
|         | I-V                  | VI-VIII | IX-X    | XI-XII |
| 2001-02 | 10151362             | 3210627 | 1376231 | 588274 |
| 2002-03 | 9774543              | 3398454 | 1374153 | 678797 |
| 2003-04 | 10327725             | 3818261 | 1498889 | 735883 |
| 2004-05 | 9881352              | 3622026 | 1471873 | 731059 |
| 2005-06 | 9150073              | 3624219 | 1599208 | 935626 |

**Gross Enrolment Ratio**

| Years   | Gross Enrolment Ratio in Classes |         |        |
|---------|----------------------------------|---------|--------|
|         | I-V                              | VI-VIII | IX-XII |
| 2001-02 | 109.80                           | 53.88   | 26.64  |
| 2002-03 | 102.99                           | 58.00   | 30.37  |
| 2003-04 | 107.33                           | 64.28   | 32.61  |
| 2004-05 | 112.11                           | 66.46   | 31.39  |
| 2005-06 | 104.91                           | 66.71   | 35.46  |

**Drop-out Rates**

| Years   | Drop-out Rates in Classes |        |       |
|---------|---------------------------|--------|-------|
|         | I-V                       | I-VIII | I-X   |
| 2001-02 | 39.86                     | 70.87  | 78.52 |
| 2002-03 | 36.41                     | 68.23  | 78.74 |
| 2003-04 | 33.46                     | 63.77  | 80.24 |
| 2004-05 | 43.65                     | 63.63  | 78.03 |
| 2005-06 | 38.67                     | 62.45  | 75.12 |

**No. of Teachers**

(Figures in numbers)

| Years   | Number of Teachers in |                       |                   |                       |
|---------|-----------------------|-----------------------|-------------------|-----------------------|
|         | Primary Schools       | Upper Primary Schools | Secondary Schools | Sr. Secondary Schools |
| 2001-02 | 151971                | 12124                 | 74352             | 53867                 |
| 2002-03 | 151255                | 11275                 | 57714             | 70939                 |
| 2003-04 | 157397                | 11388                 | 58943             | 65442                 |
| 2004-05 | 151665                | 15474                 | 58708             | 61795                 |
| 2005-06 | 149764                | 10895                 | 66056             | 64362                 |

**Pupil Teacher Ratio**

| Years   | Pupil Teacher Ratio in |                       |                   |                       |
|---------|------------------------|-----------------------|-------------------|-----------------------|
|         | Primary Schools        | Upper Primary Schools | Secondary Schools | Sr. Secondary Schools |
| 2001-02 | 56                     | 51                    | 49                | 47                    |
| 2002-03 | 53                     | 50                    | 55                | 50                    |
| 2003-04 | 55                     | 49                    | 57                | 58                    |
| 2004-05 | 54                     | 44                    | 63                | 50                    |
| 2005-06 | 50                     | 62                    | 58                | 51                    |

**Gender Parity Index**

| Years   | Gender Parity Index in Classes |         |        |
|---------|--------------------------------|---------|--------|
|         | I-V                            | VI-VIII | IX-XII |
| 2001-02 | 0.95                           | 0.78    | 0.69   |
| 2002-03 | 1.01                           | 0.92    | 0.81   |
| 2003-04 | 1.00                           | 0.95    | 0.78   |
| 2004-05 | 0.99                           | 0.91    | 0.78   |
| 2005-06 | 0.96                           | 0.88    | 0.77   |

**Number of Girls per 100 Boys**

| Years   | Number of Girls per 100 Boys in Classes |         |        |
|---------|---|---------|--------|
|         | I-V                                     | VI-VIII | IX-XII |
| 2001-02 | 93                                      | 74      | 65     |
| 2002-03 | 96                                      | 88      | 73     |
| 2003-04 | 96                                      | 90      | 70     |
| 2004-05 | 95                                      | 86      | 72     |
| 2005-06 | 94                                      | 83      | 72     |

## B. Tertiary Education:

### Number of Institutions:

(Figures in number)

| Institutions/Universities                     | 2001-02 | 2002-03 | 2003-04 | 2004-05 | 2005-06 |
|---|---------|---------|---------|---------|---------|
| Universities                                  | 14      | 14      | 14      | 16      | 16      |
| Deemed to be Universities                     | 1       | 1       | 1       | 2       | 2       |
| Instt. of National Importance                 | 2       | 2       | 2       | 2       | 2       |
| Research Institutes                           | 11      | 11      | 11      | 11      | 11      |
| Colleges for General Education                | 354     | 354     | 354     | 374     | 374     |
| Engg., Tech & Arch. Collages                  | 43      | 43      | 43      | 54      | 60      |
| Medical Colleges (Allo./ Ayur./ Homeo/ Unani) | 19      | 19      | 19      | 19      | 68      |

### Enrolment

(Figures in number)

| Courses  | Enrolment during the year |               |               |               |               |
|--|---------------------------|---------------|---------------|---------------|---------------|
|  | 2001-02                   | 2002-03       | 2003-04       | 2004-05       | 2005-06       |
| Ph.D/D.Sc./D.Phill.  | 350                       | 2210          | 612           | 398           | 398           |
| M.A.   | 19819                     | 36400         | 36400         | 48366         | 48366         |
| M.Sc.  | 6428                      | 13977         | 13977         | 18958         | 18958         |
| M.Com.   | 3404                      | 6441          | 6441          | 7090          | 7090          |
| B.A./B.A. (Hons)   | 325984                    | 322643        | 345297        | 337630        | 337630        |
| B.Sc./B.Sc.(Hons.)   | 104079                    | 105785        | 105785        | 100027        | 100027        |
| B.Com./B.Com(Hons.)  | 227039                    | 128208        | 128208        | 107951        | 107951        |
| B.E./B.Sc.(Engg/B.Arch.)                                       | 8248                      | 43498         | 43498         | 48686         | 54619         |
| Medicine, Dentistry, Nursing, Pharmacy, Ayurvedic & Unani etc. | 3770                      | 3957          | 3957          | 3957          | 3957          |
| B.Ed.  | 7758                      | 8288          | 8288          | 8605          | 8605          |
| Open University  | -                         | -             | -             | -             | 16246         |
| Polytechnic  |                           |               |               |               | 18540         |
| Others   | 7018                      | 22654         | 6441          | 64841         | 64841         |
| <b>Total</b>   | <b>713897</b>             | <b>694061</b> | <b>698904</b> | <b>746509</b> | <b>787228</b> |

## C: Expenditure on Education:

| Year    | Gross State Domestic Product (GSDP) | Expenditure on Education | Expenditure on Education as percentage of GSDP |
|---------|-------------------------------------|--------------------------|--|
| 2001-02 | 157136                              | 5682.02                  | 3.62   |
| 2002-03 | 168047                              | 4673.03                  | 2.78   |
| 2003-04 | 189099                              | 4769.38                  | 2.52   |
| 2004-05 | 208578                              | 5184.63                  | 2.49   |
| 2005-06 | 236044                              | 5863.30                  | 2.48   |

## D: District-wise Statistics- 2005-06

(Fig. in numbers)

| S.No.        | District Name       | No. of Schools |              |             |                      | Enrolment      |                |                | Teachers      |              |                      |
|--------------|---------------------|----------------|--------------|-------------|----------------------|----------------|----------------|----------------|---------------|--------------|----------------------|
|              |                     | PP S           | PS           | MS          | HS/HSS/ INTERMEDIATE | I-V            | VI-VIII        | IX-XII         | PPS/PS        | MS           | HS/HSS/ INTERMEDIATE |
| 1            | 2                   | 3              | 4            | 5           | 6                    | 7              | 8              | 9              | 10            |              | 12                   |
| 1            | Bankura             | 0              | 3462         | 45          | 428                  | 397716         | 152620         | 97628          | 9294          | 689          | 5606                 |
| 2            | Barrackpore         | 0              | 0            | 27          | 387                  | 58074          | 138830         | 97645          | 0             | 168          | 9419                 |
| 3            | Birbhum             | 0              | 2373         | 49          | 367                  | 392860         | 141693         | 77435          | 7894          | 467          | 4643                 |
| 4            | Burdwan             | 0              | 3974         | 74          | 823                  | 714760         | 292465         | 160761         | 14794         | 542          | 14747                |
| 5            | Calcutta            | 0              | 1445         | 60          | 665                  | 525476         | 252768         | 298328         | 5536          | 472          | 10684                |
| 6            | Cooch Behar         | 0              | 1800         | 51          | 237                  | 357379         | 141610         | 72496          | 5953          | 468          | 3270                 |
| 7            | Dakshin Dinajpur    | 0              | 1182         | 6           | 162                  | 232164         | 65314          | 33472          | 3944          | 137          | 2666                 |
| 8            | Darjeeling          | 0              | 775          | 43          | 90                   | 155004         | 45842          | 32483          | 2616          | 361          | 1121                 |
| 9            | Hooghly             | 0              | 2965         | 59          | 614                  | 489706         | 225053         | 234677         | 9768          | 497          | 8961                 |
| 10           | Howrah              | 0              | 2129         | 48          | 521                  | 409877         | 201612         | 110497         | 8270          | 235          | 7403                 |
| 11           | Jalpaiguri          | 0              | 2032         | 36          | 276                  | 444391         | 160766         | 89445          | 7067          | 369          | 3794                 |
| 12           | Malda               | 0              | 1886         | 39          | 296                  | 481332         | 119744         | 59259          | 6451          | 320          | 3562                 |
| 13           | Murshidabad         | 0              | 3166         | 61          | 457                  | 602128         | 209285         | 231078         | 6077          | 647          | 5807                 |
| 14           | Nadia               | 0              | 2644         | 64          | 407                  | 557409         | 241921         | 170492         | 8175          | 734          | 6457                 |
| 15           | North 24 - Parganas | 0              | 3758         | 68          | 516                  | 677062         | 249258         | 172415         | 12042         | 468          | 10037                |
| 16           | Midnapore Paschim   | 0              | 4687         | 123         | 654                  | 557351         | 250603         | 149345         | 11433         | 1223         | 9101                 |
| 17           | Midnapore Purba     | 0              | 3219         | 133         | 563                  | 490087         | 228628         | 158584         | 9607          | 1096         | 7692                 |
| 18           | Purulia             | 0              | 2967         | 72          | 273                  | 348330         | 100317         | 58900          | 6362          | 436          | 3764                 |
| 19           | Siliguri            | 0              | 399          | 17          | 61                   | 72791          | 35394          | 23335          | 827           | 111          | 1057                 |
| 20           | South 24 - Parganas | 0              | 3670         | 113         | 686                  | 824430         | 283431         | 159488         | 8900          | 1072         | 8379                 |
| 21           | Uttar Dinajpur      | 0              | 1453         | 41          | 157                  | 361746         | 87065          | 47071          | 4754          | 383          | 2248                 |
| <b>Total</b> |                     | <b>0</b>       | <b>49986</b> | <b>1229</b> | <b>8640</b>          | <b>9150073</b> | <b>3624219</b> | <b>2534834</b> | <b>149764</b> | <b>10895</b> | <b>130418</b>        |

PPS – Pre-Primary Schools

PS – Primary Schools

MS – Middle Schools

HS/HSS/Intermediate - High School/ Hr. Secondary Schools/ Intermediate Schools

## A&N Islands

**Total Population: 356,152**  
(as per 2001 Census)

**Estimated 2005 Population: 405**  
(in 000)

**Literacy Rates:**

**Total : 81.30**  
**Male : 86.33**  
**Female : 75.24**



### **A: School Education**

**No. of Institutions:** (Figures in numbers)

| Years   | Number of Schools |               |           |               |
|---------|-------------------|---------------|-----------|---------------|
|         | Primary           | Upper Primary | Secondary | Sr. Secondary |
| 2001-02 | 208               | 55            | 44        | 48            |
| 2002-03 | 207               | 56            | 45        | 48            |
| 2003-04 | 209               | 56            | 45        | 49            |
| 2004-05 | 213               | 58            | 46        | 49            |
| 2005-06 | 213               | 60            | 48        | 49            |

**Enrolment** (Figures in numbers)

| Years   | Enrolment in Classes |         |       |        |
|---------|----------------------|---------|-------|--------|
|         | I-V                  | VI-VIII | IX-X  | XI-XII |
| 2001-02 | 40022                | 21692   | 11208 | 5524   |
| 2002-03 | 39625                | 21835   | 11232 | 6093   |
| 2003-04 | 40388                | 22448   | 11382 | 6674   |
| 2004-05 | 40274                | 23429   | 12314 | 6323   |
| 2005-06 | 37601                | 22769   | 12483 | 6544   |

**Gross Enrolment Ratio**

| Years   | Gross Enrolment Ratio in Classes |         |        |
|---------|----------------------------------|---------|--------|
|         | I-V                              | VI-VIII | XI-XII |
| 2001-02 | 87.00                            | 86.77   | 52.44  |
| 2002-03 | 116.38                           | 95.30   | 56.67  |
| 2003-04 | 116.05                           | 95.85   | 57.78  |
| 2004-05 | 108.85                           | 106.50  | 49.04  |
| 2005-06 | 101.62                           | 103.50  | 51.42  |

**Drop-out Rates**

| Years   | Drop-out Rates in Classes |        |       |
|---------|---------------------------|--------|-------|
|         | I-V                       | I-VIII | I-X   |
| 2001-02 | 0.00                      | 26.98  | 54.87 |
| 2002-03 | 2.31                      | 18.42  | 51.35 |
| 2003-04 | 0.00                      | 18.86  | 50.68 |
| 2004-05 | 3.72                      | 10.44  | 36.97 |
| 2005-06 | 11.54                     | 12.44  | 33.24 |

**No. of Teachers**

(Fig. in numbers)

| Years   | Number of Teachers in |                       |                   |                       |
|---------|-----------------------|-----------------------|-------------------|-----------------------|
|         | Primary Schools       | Upper Primary Schools | Secondary Schools | Sr. Secondary Schools |
| 2001-02 | 900                   | 738                   | 896               | 1938                  |
| 2002-03 | 788                   | 723                   | 888               | 1905                  |
| 2003-04 | 956                   | 737                   | 892               | 1852                  |
| 2004-05 | 954                   | 723                   | 959               | 1882                  |
| 2005-06 | 891                   | 726                   | 950               | 1742                  |

**Pupil Teacher Ratio**

| Years   | Pupil Teacher Ratio in |                       |                   |                       |
|---------|------------------------|-----------------------|-------------------|-----------------------|
|         | Primary Schools        | Upper Primary Schools | Secondary Schools | Sr. Secondary Schools |
| 2001-02 | 20                     | 18                    | 18                | 19                    |
| 2002-03 | 17                     | 17                    | 18                | 19                    |
| 2003-04 | 19                     | 19                    | 18                | 21                    |
| 2004-05 | 20                     | 18                    | 19                | 21                    |
| 2005-06 | 19                     | 17                    | 19                | 22                    |

**Gender Parity Index**

| Years   | Gender Parity Index in Classes |         |        |
|---------|--------------------------------|---------|--------|
|         | I-V                            | VI-VIII | IX-XII |
| 2001-02 | 1.00                           | 0.97    | 1.09   |
| 2002-03 | 0.95                           | 0.93    | 1.06   |
| 2003-04 | 0.95                           | 0.91    | 1.09   |
| 2004-05 | 0.98                           | 1.06    | 1.05   |
| 2005-06 | 1.00                           | 1.07    | 0.99   |

**Number of Girls per 100 Boys**

| Years   | Number of Girls per 100 Boys in Classes |         |        |
|---------|---|---------|--------|
|         | I-V                                     | VI-VIII | IX-XII |
| 2001-02 | 91                                      | 90      | 94     |
| 2002-03 | 92                                      | 89      | 95     |
| 2003-04 | 92                                      | 88      | 99     |
| 2004-05 | 93                                      | 88      | 95     |
| 2005-06 | 95                                      | 89      | 94     |

## B. Tertiary Education:

### Number of Institutions

(Figures in number)

| Institutions/Universities                     | 2001-02 | 2002-03 | 2003-04 | 2004-05 | 2005-06 |
|---|---------|---------|---------|---------|---------|
| Universities                                  | 0       | 0       | 0       | 0       | 0       |
| Deemed to be Universities                     | 0       | 0       | 0       | 0       | 0       |
| Instt. of National Importance                 | 0       | 0       | 0       | 0       | 0       |
| Research Institutes                           | 0       | 0       | 0       | 1       | 1       |
| Colleges for General Education                | 2       | 2       | 2       | 3       | 3       |
| Engg., Tech & Arch. Collages                  | 0       | 0       | 0       | 0       | 0       |
| Medical Colleges (Allo./ Ayur./ Homeo/ Unani) | 0       | 0       | 0       | 0       | 0       |

### Enrolment

(Figures in number)

| Courses  | Enrolment during the year |             |             |             |             |
|--|---------------------------|-------------|-------------|-------------|-------------|
|  | 2001-02                   | 2002-03     | 2003-04     | 2004-05     | 2005-06     |
| Ph.D/D.Sc./D.Phill.  | 0                         | 0           | 0           | 2           | 0           |
| M.A.   | 71                        | 83          | 80          | 82          | 82          |
| M.Sc.  | 49                        | 68          | 67          | 45          | 32          |
| M.Com.   | 30                        | 28          | 28          | 30          | 55          |
| B.A./B.A. (Hons)   | 1395                      | 1500        | 1425        | 1553        | 1497        |
| B.Sc./B.Sc.(Hons.)   | 369                       | 338         | 260         | 333         | 346         |
| B.Com./B.Com(Hons.)  | 253                       | 279         | 313         | 359         | 520         |
| B.E./B.Sc.(Engg/B.Arch.)                                       | 0                         | 0           | 0           | 0           | 0           |
| Medicine, Dentistry, Nursing, Pharmacy, Ayurvedic & Unani etc. | 0                         | 0           | 0           | 0           | 0           |
| B.Ed.  | 90                        | 100         | 119         | 139         | 167         |
| Open University  | -                         | -           | -           | -           | 0           |
| Polytechnic  | -                         | -           | -           | -           | 576         |
| Others   | 1397                      | 0           | 152         | 163         | 163         |
| <b>Total</b>   | <b>3654</b>               | <b>2396</b> | <b>2444</b> | <b>2706</b> | <b>3438</b> |



## C. District-wise Statistics-(2005-06)

(Figures in number)

| S.No. | District Name | No. of Schools |     |    |                         | Enrolment |         |        | Teachers   |     |                         |
|-------|---------------|----------------|-----|----|-------------------------|-----------|---------|--------|------------|-----|-------------------------|
|       |               | PPS            | PS  | MS | HS/HSS/<br>INTERMEDIATE | I-V       | VI-VIII | IX-XII | PPS/<br>PS | MS  | HS/HSS/<br>INTERMEDIATE |
| 1     | 2             | 3              | 4   | 5  | 6                       | 7         | 8       | 9      | 10         | 11  | 12                      |
| 1     | Andamans      | 23             | 173 | 49 | 79                      | 34294     | 20939   | 17202  | 827        | 652 | 2476                    |
| 2     | Nicobars      | 1              | 40  | 11 | 18                      | 3307      | 1830    | 1825   | 64         | 74  | 216                     |
| Total |               | 24             | 213 | 60 | 97                      | 37601     | 22769   | 19027  | 891        | 726 | 2692                    |

PPS – Pre-Primary Schools

PS – Primary Schools

MS – Middle Schools

HS/HSS/Intermediate - High School/ Hr. Secondary Schools/ Intermediate Schools

## CHANDIGARH

**Total Population: 900,635**  
(as per 2001 Census)

**Estimated 2005 Population: 1050**  
(in 000)

**Literacy Rates:**

**Total : 81.94**  
**Male : 86.14**  
**Female : 76.47**



### A: School Education

**No. of Institutions:** (Figures in numbers)

| Years   | Number of Schools |               |           |               |
|---------|-------------------|---------------|-----------|---------------|
|         | Primary           | Upper Primary | Secondary | Sr. Secondary |
| 2001-02 | 29                | 16            | 57        | 50            |
| 2002-03 | 26                | 7             | 72        | 57            |
| 2003-04 | 24                | 9             | 70        | 52            |
| 2004-05 | 25                | 8             | 71        | 47            |
| 2005-06 | 29                | 9             | 73        | 48            |

**Enrolment** (Figures in numbers)

| Years   | Enrolment in Classes |         |       |        |
|---------|----------------------|---------|-------|--------|
|         | I-V                  | VI-VIII | IX-X  | XI-XII |
| 2001-02 | 58050                | 36998   | 22336 | 17420  |
| 2002-03 | 65483                | 40930   | 24207 | 21831  |
| 2003-04 | 66034                | 39036   | 23540 | 18684  |
| 2004-05 | 62908                | 37716   | 22427 | 20764  |
| 2005-06 | 67416                | 37229   | 22958 | 22257  |

**Gross Enrolment Ratio**

| Years   | Gross Enrolment Ratio in Classes |         |        |
|---------|----------------------------------|---------|--------|
|         | I-V                              | VI-VIII | XI-XII |
| 2001-02 | 55.29                            | 64.91   | 54.44  |
| 2002-03 | 72.61                            | 74.68   | 64.16  |
| 2003-04 | 71.44                            | 69.50   | 57.41  |
| 2004-05 | 74.01                            | 68.57   | 54.67  |
| 2005-06 | 79.31                            | 67.69   | 56.52  |

**Drop-out Rates**

| Years   | Drop-out Rates in Classes |        |       |
|---------|---------------------------|--------|-------|
|         | I-V                       | I-VIII | I-X   |
| 2001-02 | 12.72                     | -1.22  | 11.99 |
| 2002-03 | 30.44                     | 0.00   | 21.90 |
| 2003-04 | 0.00                      | 0.00   | 12.13 |
| 2004-05 | 2.59                      | 13.40  | 16.73 |
| 2005-06 | 0.00                      | 40.79  | 17.09 |

**No. of Teachers**

(Figures in number)

| Years   | Number of Teachers in |                       |                   |                       |
|---------|-----------------------|-----------------------|-------------------|-----------------------|
|         | Primary Schools       | Upper Primary Schools | Secondary Schools | Sr. Secondary Schools |
| 2001-02 | 285                   | 272                   | 2708              | 2418                  |
| 2002-03 | 300                   | 92                    | 2239              | 3008                  |
| 2003-04 | 315                   | 178                   | 2535              | 2625                  |
| 2004-05 | 258                   | 191                   | 2268              | 2655                  |
| 2005-06 | 332                   | 394                   | 2570              | 2692                  |

**Pupil Teacher Ratio**

| Years   | Pupil Teacher Ratio in |                       |                   |                       |
|---------|------------------------|-----------------------|-------------------|-----------------------|
|         | Primary Schools        | Upper Primary Schools | Secondary Schools | Sr. Secondary Schools |
| 2001-02 | 21                     | 27                    | 22                | 30                    |
| 2002-03 | 34                     | 24                    | 27                | 26                    |
| 2003-04 | 38                     | 26                    | 27                | 29                    |
| 2004-05 | 41                     | 29                    | 30                | 26                    |
| 2005-06 | 40                     | 10                    | 29                | 27                    |

**Gender Parity Index**

| Years   | Gender Parity Index in Classes |         |        |
|---------|--------------------------------|---------|--------|
|         | I-V                            | VI-VIII | IX-XII |
| 2001-02 | 0.97                           | 1.10    | 1.19   |
| 2002-03 | 0.98                           | 1.01    | 1.20   |
| 2003-04 | 0.98                           | 1.01    | 1.19   |
| 2004-05 | 0.90                           | 1.11    | 1.15   |
| 2005-06 | 0.87                           | 1.05    | 1.10   |

**Number of Girls per 100 Boys**

| Years   | Number of Girls per 100 Boys in Classes |         |        |
|---------|---|---------|--------|
|         | I-V                                     | VI-VIII | IX-XII |
| 2001-02 | 88                                      | 92      | 99     |
| 2002-03 | 83                                      | 87      | 91     |
| 2003-04 | 83                                      | 87      | 90     |
| 2004-05 | 84                                      | 86      | 91     |
| 2005-06 | 81                                      | 81      | 90     |

## B. Tertiary Education:

### Number of Institutions

(Figures in number)

| Institutions/Universities                     | 2001-02 | 2002-03 | 2003-04 | 2004-05 | 2005-06 |
|---|---------|---------|---------|---------|---------|
| Universities                                  | 1       | 1       | 1       | 1       | 1       |
| Deemed to be Universities                     | 0       | 0       | 0       | 1       | 1       |
| Instt. of National Importance                 | 1       | 1       | 1       | 1       | 1       |
| Research Institutes                           | 0       | 0       | 0       | 0       | 0       |
| Colleges for General Education                | 12      | 12      | 12      | 12      | 11      |
| Engg., Tech & Arch. Collages                  | 2       | 2       | 2       | 2       | 2       |
| Medical Colleges (Allo./ Ayur./ Homeo/ Unani) | 4       | 4       | 4       | 4       | 4       |

### Enrolment

(Figures in number)

| Courses  | Enrolment during the year |              |              |              |              |
|--|---------------------------|--------------|--------------|--------------|--------------|
|  | 2001-02                   | 2002-03      | 2003-04      | 2004-05      | 2005-06      |
| Ph.D/D.Sc./D.Phill.  | 273                       | 393          | 0            | 256          | 269          |
| M.A.   | 1983                      | 1996         | 567          | 2179         | 2179         |
| M.Sc.  | 1282                      | 1155         | 328          | 1332         | 1332         |
| M.Com.   | 174                       | 173          | 179          | 407          | 400          |
| B.A./B.A. (Hons)   | 14088                     | 14333        | 14637        | 14985        | 15028        |
| B.Sc./B.Sc.(Hons.)   | 5546                      | 4482         | 3946         | 5089         | 5099         |
| B.Com./B.Com(Hons.)  | 3333                      | 4046         | 3695         | 4098         | 4100         |
| B.E./B.Sc.(Engg/B.Arch.)                                       | 1643                      | 1599         | 1900         | 2069         | 4435         |
| Medicine, Dentistry, Nursing, Pharmacy, Ayurvedic & Unani etc. | 1030                      | 1000         | 803          | 1185         | 1185         |
| B.Ed.  | 496                       | 599          | 563          | 711          | 720          |
| Open University  | -                         | -            | -            | -            | 0            |
| Polytechnic  | -                         | -            | -            | -            | 1332         |
| Others   | 1034                      | 2656         | 10872        | 18998        | 18998        |
| <b>Total</b>   | <b>30882</b>              | <b>32432</b> | <b>37490</b> | <b>51309</b> | <b>55077</b> |


## D&N HAVELI

**Total Population: 220,490**  
(as per 2001 Census)

**Estimated 2005 Population: 253**  
(in 000)

**Literacy Rates:**

**Total : 57.63**  
**Male : 71.18**  
**Female : 40.23**



### A: School Education

**No. of Institutions:**

(Figures in numbers)

| Years   | Number of Schools |               |           |               |
|---------|-------------------|---------------|-----------|---------------|
|         | Primary           | Upper Primary | Secondary | Sr. Secondary |
| 2001-02 | 137               | 58            | 10        | 9             |
| 2002-03 | 126               | 86            | 14        | 10            |
| 2003-04 | 127               | 91            | 13        | 9             |
| 2004-05 | 127               | 91            | 13        | 9             |
| 2005-06 | 127               | 91            | 20        | 10            |

**Enrolment**

(Figures in numbers)

| Years   | Enrolment in Classes |         |      |        |
|---------|----------------------|---------|------|--------|
|         | I-V                  | VI-VIII | IX-X | XI-XII |
| 2001-02 | 28604                | 9844    | 3373 | 1696   |
| 2002-03 | 32476                | 11081   | 3797 | 1850   |
| 2003-04 | 32912                | 11719   | 4293 | 1785   |
| 2004-05 | 33624                | 11857   | 5394 | 2006   |
| 2005-06 | 35915                | 12509   | 5446 | 2140   |

**Gross Enrolment Ratio**

| Years   | Gross Enrolment Ratio in Classes |         |        |
|---------|----------------------------------|---------|--------|
|         | I-V                              | VI-VIII | IX-XII |
| 2001-02 | 124.37                           | 82.03   | 32.27  |
| 2002-03 | 126.99                           | 78.83   | 35.14  |
| 2003-04 | 126.06                           | 81.64   | 37.02  |
| 2004-05 | 134.50                           | 79.05   | 38.95  |
| 2005-06 | 143.66                           | 83.39   | 42.14  |

**Drop-out Rates**

| Years   | Drop-out Rates in Classes |        |       |
|---------|---------------------------|--------|-------|
|         | I-V                       | I-VIII | I-X   |
| 2001-02 | 35.41                     | 55.41  | 71.59 |
| 2002-03 | 24.82                     | 48.00  | 72.34 |
| 2003-04 | 28.40                     | 45.24  | 72.48 |
| 2004-05 | 28.23                     | 51.95  | 67.06 |
| 2005-06 | 24.44                     | 40.24  | 59.39 |

**No. of Teachers**

(Fig. In numbers)

| Years   | Number of Teachers in |                       |                   |                       |
|---------|-----------------------|-----------------------|-------------------|-----------------------|
|         | Primary Schools       | Upper Primary Schools | Secondary Schools | Sr. Secondary Schools |
| 2001-02 | 213                   | 521                   | 59                | 222                   |
| 2002-03 | 225                   | 612                   | 145               | 265                   |
| 2003-04 | 678                   | 213                   | 158               | 165                   |
| 2004-05 | 541                   | 278                   | 225               | 71                    |
| 2005-06 | 553                   | 288                   | 241               | 75                    |

**Pupil Teacher Ratio**

| Years   | Pupil Teacher Ratio in |                       |                   |                       |
|---------|------------------------|-----------------------|-------------------|-----------------------|
|         | Primary Schools        | Upper Primary Schools | Secondary Schools | Sr. Secondary Schools |
| 2001-02 | 49                     | 46                    | 30                | 32                    |
| 2002-03 | 40                     | 44                    | 34                | 32                    |
| 2003-04 | 49                     | 55                    | 27                | 11                    |
| 2004-05 | 62                     | 43                    | 24                | 28                    |
| 2005-06 | 55                     | 48                    | 39                | 29                    |

**Gender Parity Index**

| Years   | Gender Parity Index in Classes |         |        |
|---------|--------------------------------|---------|--------|
|         | I-V                            | VI-VIII | IX-XII |
| 2001-02 | 0.72                           | 0.62    | 0.66   |
| 2002-03 | 0.86                           | 0.66    | 0.80   |
| 2003-04 | 0.88                           | 0.69    | 0.81   |
| 2004-05 | 0.93                           | 0.74    | 0.73   |
| 2005-06 | 0.96                           | 0.75    | 0.79   |

**Number of Girls per 100 Boys**

| Years   | Number of Girls per 100 Boys in Classes |         |        |
|---------|---|---------|--------|
|         | I-V                                     | VI-VIII | IX-XII |
| 2001-02 | 79                                      | 62      | 66     |
| 2002-03 | 84                                      | 61      | 69     |
| 2003-04 | 85                                      | 63      | 68     |
| 2004-05 | 86                                      | 65      | 65     |
| 2005-06 | 89                                      | 66      | 63     |

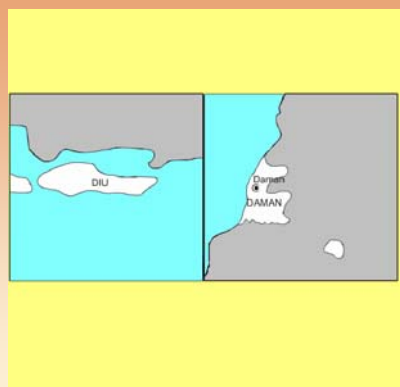
## DAMAN & DIU

**Total Population: 158,204**  
(as per 2001 Census)

**Estimated 2005 Population: 205**  
(in 000)

**Literacy Rates:**

**Total : 78.18**  
**Male : 86.76**  
**Female : 65.61**



### A: School Education

**No. of Institutions:** (Figures in numbers)

| Years   | Number of Schools |               |           |               |
|---------|-------------------|---------------|-----------|---------------|
|         | Primary           | Upper Primary | Secondary | Sr. Secondary |
| 2001-02 | 53                | 22            | 20        | 6             |
| 2002-03 | 50                | 24            | 20        | 6             |
| 2003-04 | 53                | 24            | 22        | 6             |
| 2004-05 | 53                | 24            | 22        | 6             |
| 2005-06 | 53                | 24            | 22        | 6             |

**Enrolment** (Figures in numbers)

| Years   | Enrolment in Classes |         |      |        |
|---------|----------------------|---------|------|--------|
|         | I-V                  | VI-VIII | IX-X | XI-XII |
| 2001-02 | 15877                | 7777    | 3444 | 2303   |
| 2002-03 | 16258                | 8374    | 3507 | 2065   |
| 2003-04 | 16222                | 8120    | 3735 | 1632   |
| 2004-05 | 16321                | 8160    | 4493 | 1766   |
| 2005-06 | 16204                | 8778    | 4336 | 2054   |

**Gross Enrolment Ratio**

| Years   | Gross Enrolment Ratio in Classes |         |        |
|---------|----------------------------------|---------|--------|
|         | I-V                              | VI-VIII | IX-XII |
| 2001-02 | 93.39                            | 86.41   | 49.99  |
| 2002-03 | 114.00                           | 102.81  | 47.02  |
| 2003-04 | 111.35                           | 97.62   | 44.24  |
| 2004-05 | 136.01                           | 116.57  | 69.54  |
| 2005-06 | 135.03                           | 125.40  | 79.88  |

**Drop-out Rates**

| Years   | Drop-out Rates in Classes |        |       |
|---------|---------------------------|--------|-------|
|         | I-V                       | I-VIII | I-X   |
| 2001-02 | 0.00                      | 16.68  | 36.55 |
| 2002-03 | 0.00                      | 14.83  | 45.24 |
| 2003-04 | 0.00                      | 17.36  | 50.45 |
| 2004-05 | 0.84                      | 17.03  | 43.43 |
| 2005-06 | 2.56                      | 7.34   | 34.87 |

**No. of Teachers**

(Fig. In numbers)

| Years   | Number of Teachers in |                       |                   |                       |
|---------|-----------------------|-----------------------|-------------------|-----------------------|
|         | Primary Schools       | Upper Primary Schools | Secondary Schools | Sr. Secondary Schools |
| 2001-02 | 397                   | 244                   | 264               | 60                    |
| 2002-03 | 277                   | 156                   | 315               | 122                   |
| 2003-04 | 426                   | 281                   | 262               | 50                    |
| 2004-05 | 426                   | 281                   | 262               | 50                    |
| 2005-06 | 467                   | 295                   | 256               | 42                    |

**Pupil Teacher Ratio**

| Years   | Pupil Teacher Ratio in |                       |                   |                       |
|---------|------------------------|-----------------------|-------------------|-----------------------|
|         | Primary Schools        | Upper Primary Schools | Secondary Schools | Sr. Secondary Schools |
| 2001-02 | 45                     | 32                    | 13                | 38                    |
| 2002-03 | 39                     | 31                    | 33                | 34                    |
| 2003-04 | 43                     | 29                    | 14                | 33                    |
| 2004-05 | 43                     | 29                    | 17                | 35                    |
| 2005-06 | 40                     | 34                    | 17                | 49                    |

**Gender Parity Index**

| Years   | Gender Parity Index in Classes |         |        |
|---------|--------------------------------|---------|--------|
|         | I-V                            | VI-VIII | IX-XII |
| 2001-02 | 0.81                           | 0.68    | 0.76   |
| 2002-03 | 0.96                           | 0.91    | 1.02   |
| 2003-04 | 0.99                           | 0.93    | 1.11   |
| 2004-05 | 0.88                           | 1.17    | 1.03   |
| 2005-06 | 0.87                           | 1.13    | 0.88   |

**Number of Girls per 100 Boys**

| Years   | Number of Girls per 100 Boys in Classes |         |        |
|---------|---|---------|--------|
|         | I-V                                     | VI-VIII | IX-XII |
| 2001-02 | 91                                      | 85      | 75     |
| 2002-03 | 89                                      | 87      | 77     |
| 2003-04 | 89                                      | 86      | 81     |
| 2004-05 | 88                                      | 88      | 82     |
| 2005-06 | 87                                      | 85      | 88     |



## B. Tertiary Education:

### Number of Institutions

(Figures in number)

| Institutions/Universities                     | 2001-02 | 2002-03 | 2003-04 | 2004-05 | 2005-06 |
|---|---------|---------|---------|---------|---------|
| Universities                                  | 0       | 0       | 0       | 0       | 0       |
| Deemed to be Universities                     | 0       | 0       | 0       | 0       | 0       |
| Instt. of National Importance                 | 0       | 0       | 0       | 0       | 0       |
| Research Institutes                           | 0       | 0       | 0       | 0       | 0       |
| Colleges for General Education                | 1       | 1       | 1       | 1       | 1       |
| Engg., Tech & Arch. Collages                  | 0       | 0       | 0       | 0       | 0       |
| Medical Colleges (Allo./ Ayur./ Homeo/ Unani) | 0       | 0       | 0       | 0       | 0       |

### Enrolment

(Figures in number)

| Courses  | Enrolment during the year |         |         |         |         |
|--|---------------------------|---------|---------|---------|---------|
|  | 2001-02                   | 2002-03 | 2003-04 | 2004-05 | 2005-06 |
| Ph.D/D.Sc./D.Phill.  | 0                         | 0       | 0       | 0       | 0       |
| M.A.   | 0                         | 0       | 0       | 0       | 0       |
| M.Sc.  | 0                         | 0       | 0       | 0       | 0       |
| M.Com.   | 0                         | 0       | 0       | 0       | 0       |
| B.A./B.A. (Hons)   | 82                        | 176     | 197     | 204     | 187     |
| B.Sc./B.Sc.(Hons.)   | 313                       | 88      | 66      | 69      | 51      |
| B.Com./B.Com(Hons.)  | 108                       | 244     | 160     | 163     | 159     |
| B.E./B.Sc.(Engg/B.Arch.)                                       | 0                         | 0       | 0       | 0       | 0       |
| Medicine, Dentistry, Nursing, Pharmacy, Ayurvedic & Unani etc. | 0                         | 0       | 0       | 0       | 0       |
| B.Ed.  | 50                        | 58      | 60      | 60      | 60      |
| Open University  |                           |         |         |         | 0       |
| Polytechnic  |                           |         |         |         | 648     |
| Others   | 0                         | 18      | 105     | 123     | 123     |
| Total  | 553                       | 584     | 588     | 619     | 1228    |

## DELHI

**Total Population: 1,385,057**  
(as per 2001 Census)

**Estimated 2005 Population: 15569**  
(in 000)

**Literacy Rates:**

**Total : 81.67**  
**Male : 87.33**  
**Female : 74.71**



### A: School Education

**No. of Institutions:** (Figures in numbers)

| Years   | Number of Schools |               |           |               |
|---------|-------------------|---------------|-----------|---------------|
|         | Primary           | Upper Primary | Secondary | Sr. Secondary |
| 2001-02 | 2415              | 680           | 414       | 1164          |
| 2002-03 | 2111              | 661           | 448       | 1171          |
| 2003-04 | 2126              | 681           | 466       | 1212          |
| 2004-05 | 2463              | 635           | 504       | 1208          |
| 2005-06 | 2617              | 645           | 483       | 1267          |

**Enrolment** (Figures in numbers)

| Years   | Enrolment in Classes |         |        |        |
|---------|----------------------|---------|--------|--------|
|         | I-V                  | VI-VIII | IX-X   | XI-XII |
| 2001-02 | 1394230              | 783232  | 354714 | 220654 |
| 2002-03 | 1425508              | 834908  | 351350 | 230891 |
| 2003-04 | 1442259              | 831791  | 389967 | 237355 |
| 2004-05 | 1460714              | 822492  | 410271 | 258712 |
| 2005-06 | 1786811              | 886260  | 409455 | 281652 |

**Gross Enrolment Ratio**

| Years   | Gross Enrolment Ratio in Classes |         |       |
|---------|----------------------------------|---------|-------|
|         | I-V                              | VI-VIII | IX-X  |
| 2001-02 | 83.14                            | 85.41   | 49.46 |
| 2002-03 | 91.83                            | 88.34   | 49.71 |
| 2003-04 | 90.10                            | 85.34   | 51.93 |
| 2004-05 | 94.42                            | 87.59   | 52.26 |
| 2005-06 | 115.13                           | 93.68   | 52.52 |

**Drop-out Rates**

| Years   | Drop-out Rates in Classes |        |       |
|---------|---------------------------|--------|-------|
|         | I-V                       | I-VIII | I-X   |
| 2001-02 | 27.67                     | 16.29  | 42.38 |
| 2002-03 | 12.13                     | 23.57  | 47.19 |
| 2003-04 | 22.03                     | 27.71  | 46.30 |
| 2004-05 | 0.00                      | 28.12  | 46.92 |
| 2005-06 | 5.10                      | 16.34  | 46.26 |

**No. of Teachers**

(Fig. In numbers)

| Years   | Number of Teachers in |                       |                   |                       |
|---------|-----------------------|-----------------------|-------------------|-----------------------|
|         | Primary Schools       | Upper Primary Schools | Secondary Schools | Sr. Secondary Schools |
| 2001-02 | 35449                 | 22113                 | 48506             | 6385                  |
| 2002-03 | 22611                 | 8295                  | 9361              | 48654                 |
| 2003-04 | 24699                 | 9192                  | 9717              | 49406                 |
| 2004-05 | 24744                 | 9210                  | 9816              | 49330                 |
| 2005-06 | 27431                 | 7226                  | 9445              | 51704                 |

**Pupil Teacher Ratio**

| Years   | Pupil Teacher Ratio in |                       |                   |                       |
|---------|------------------------|-----------------------|-------------------|-----------------------|
|         | Primary Schools        | Upper Primary Schools | Secondary Schools | Sr. Secondary Schools |
| 2001-02 | 32                     | 21                    | 22                | 22                    |
| 2002-03 | 40                     | 27                    | 30                | 29                    |
| 2003-04 | 40                     | 25                    | 29                | 30                    |
| 2004-05 | 40                     | 26                    | 30                | 30                    |
| 2005-06 | 45                     | 30                    | 33                | 32                    |

**Gender Parity Index**

| Years   | Gender Parity Index in Classes |         |        |
|---------|--------------------------------|---------|--------|
|         | I-V                            | VI-VIII | IX-XII |
| 2001-02 | 0.95                           | 0.93    | 1.01   |
| 2002-03 | 1.03                           | 0.99    | 1.10   |
| 2003-04 | 0.99                           | 1.01    | 1.08   |
| 2004-05 | 1.11                           | 1.13    | 1.13   |
| 2005-06 | 1.04                           | 1.07    | 1.14   |

**Number of Girls per 100 Boys**

| Years   | Number of Girls per 100 Boys in Classes |         |        |
|---------|---|---------|--------|
|         | I-V                                     | VI-VIII | IX-XII |
| 2001-02 | 92                                      | 84      | 89     |
| 2002-03 | 89                                      | 88      | 89     |
| 2003-04 | 87                                      | 90      | 88     |
| 2004-05 | 96                                      | 95      | 93     |
| 2005-06 | 91                                      | 90      | 95     |

## B. Tertiary Education:

### Number of Institutions

(Figures in number)

| Institutions/Universities                     | 2001-02 | 2002-03 | 2003-04 | 2004-05 | 2005-06 |
|---|---------|---------|---------|---------|---------|
| Universities                                  | 5       | 5       | 5       | 5       | 5       |
| Deemed to be Universities                     | 6       | 8       | 8       | 10      | 10      |
| Instt. of National Importance                 | 2       | 2       | 2       | 2       | 2       |
| Research Institutes                           | 1       | 1       | 1       | 1       | 1       |
| Colleges for General Education                | 59      | 63      | 63      | 63      | 68      |
| Engg., Tech & Arch. Collages                  | 18      | 16      | 16      | 16      | 20      |
| Medical Colleges (Allo./ Ayur./ Homeo/ Unani) | 18      | 18      | 18      | 15      | 24      |

### Enrolment

(Figures in number)

| Courses  | Enrolment during the year |         |         |         |         |
|--|---------------------------|---------|---------|---------|---------|
|  | 2001-02                   | 2002-03 | 2003-04 | 2004-05 | 2005-06 |
| Ph.D/D.Sc./D.Phill.  | 8458                      | 9426    | 9872    | 6103    | 4167    |
| M.A.   | 5791                      | 7677    | 8045    | 24970   | 4369    |
| M.Sc.  | 2217                      | 2593    | 2719    | 2589    | 2870    |
| M.Com.   | 625                       | 514     | 540     | 2922    | 495     |
| B.A./B.A. (Hons)   | 55875                     | 60570   | 63569   | 96470   | 68435   |
| B.Sc./B.Sc.(Hons.)   | 17215                     | 19126   | 20056   | 28152   | 20869   |
| B.Com./B.Com(Hons.)  | 30012                     | 28965   | 30336   | 35666   | 28214   |
| B.E./B.Sc.(Engg/B.Arch.)                                       | 11083                     | 20701   | 21691   | 6663    | 18872   |
| Medicine, Dentistry, Nursing, Pharmacy, Ayurvedic & Unani etc. | 4668                      | 6503    | 6819    | 6816    | 8889    |
| B.Ed.  | 1128                      | 2240    | 2357    | 39934   | 4575    |
| Open University  | -                         | -       | -       | -       | 237470  |
| Polytechnic  |                           | -       | -       | -       | 9291    |
| Others   | 26315                     | 20765   | 21700   | 458884  | 458884  |
| Total  | 163387                    | 179080  | 187704  | 709169  | 867400  |

## C: Expenditure on Education:

| Year    | Gross State Domestic Product(GSDP) | Expenditure on Education | Expenditure on Education as percentage of GSDP |
|---------|------------------------------------|--------------------------|--|
| 2001-02 | 66728                              | 1127.35                  | 1.69   |
| 2002-03 | 71937                              | 1210.81                  | 1.68   |
| 2003-04 | 80881                              | 1242.32                  | 1.54   |
| 2004-05 | 91981                              | 1600.28                  | 1.74   |
| 2005-06 | 105385                             | 1739.91                  | 1.65   |

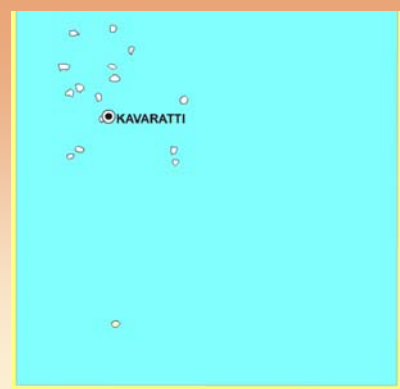
## LAKSHADWEEP

**Total Population: 60,650**  
(as per 2001 Census)

**Estimated 2005 Population: 70**  
(in 000)

**Literacy Rates:**

**Total : 86.66**  
**Male : 92.53**  
**Female : 80.47**



### A: School Education

**No. of Institutions:** (Figures in numbers)

| Years   | Number of Schools |               |           |               |
|---------|-------------------|---------------|-----------|---------------|
|         | Primary           | Upper Primary | Secondary | Sr. Secondary |
| 2001-02 | 20                | 3             | 9         | 4             |
| 2002-03 | 4                 | 20            | 7         | 5             |
| 2003-04 | 20                | 4             | 9         | 4             |
| 2004-05 | 21                | 6             | 7         | 4             |
| 2005-06 | 21                | 5             | 4         | 8             |

**Enrolment** (Figures in numbers)

| Years   | Enrolment in Classes |         |      |        |
|---------|----------------------|---------|------|--------|
|         | I-V                  | VI-VIII | IX-X | XI-XII |
| 2001-02 | 8002                 | 4768    | 2336 | 804    |
| 2002-03 | 7353                 | 4867    | 2555 | 961    |
| 2003-04 | 7161                 | 4553    | 2594 | 1068   |
| 2004-05 | 7053                 | 4110    | 2949 | 1191   |
| 2005-06 | 7474                 | 4354    | 2705 | 1587   |

**Gross Enrolment Ratio**

| Years   | Gross Enrolment Ratio in Classes |         |        |
|---------|----------------------------------|---------|--------|
|         | I-V                              | VI-VIII | IX-XII |
| 2001-02 | 100.03                           | 97.51   | 53.86  |
| 2002-03 | 110.99                           | 105.44  | 63.40  |
| 2003-04 | 106.37                           | 97.09   | 64.99  |
| 2004-05 | 58.78                            | 58.71   | 46.00  |
| 2005-06 | 62.28                            | 62.20   | 47.69  |

**Drop-out Rates**

| Years   | Drop-out Rates in Classes |        |       |
|---------|---------------------------|--------|-------|
|         | I-V                       | I-VIII | I-X   |
| 2001-02 | 17.23                     | 23.42  | 54.18 |
| 2002-03 | 3.03                      | 4.48   | 24.13 |
| 2003-04 | 3.03                      | 4.90   | 42.24 |
| 2004-05 | 7.62                      | 16.41  | 18.88 |
| 2005-06 | 10.08                     | 7.57   | 21.17 |

**No. of Teachers**

(Figures in numbers)

| Years   | Number of Teachers in |                       |                   |                       |
|---------|-----------------------|-----------------------|-------------------|-----------------------|
|         | Primary Schools       | Upper Primary Schools | Secondary Schools | Sr. Secondary Schools |
| 2001-02 | 285                   | 102                   | 384               | 39                    |
| 2002-03 | 36                    | 317                   | 269               | 182                   |
| 2003-04 | 313                   | 111                   | 405               | 41                    |
| 2004-05 | 323                   | 148                   | 215               | 164                   |
| 2005-06 | 283                   | 113                   | 140               | 279                   |

**Pupil Teacher Ratio**

| Years   | Pupil Teacher Ratio in |                       |                   |                       |
|---------|------------------------|-----------------------|-------------------|-----------------------|
|         | Primary Schools        | Upper Primary Schools | Secondary Schools | Sr. Secondary Schools |
| 2001-02 | 27                     | 48                    | 9                 | 21                    |
| 2002-03 | 20                     | 21                    | 19                | 19                    |
| 2003-04 | 21                     | 16                    | 18                | 26                    |
| 2004-05 | 21                     | 16                    | 17                | 22                    |
| 2005-06 | 24                     | 18                    | 17                | 20                    |

**Gender Parity Index**

| Years   | Gender Parity Index in Classes |         |        |
|---------|--------------------------------|---------|--------|
|         | I-V                            | VI-VIII | IX-XII |
| 2001-02 | 086                            | 0.85    | 0.90   |
| 2002-03 | 0.88                           | 0.87    | 1.00   |
| 2003-04 | 0.90                           | 0.86    | 0.94   |
| 2004-05 | 0.89                           | 1.05    | 1.10   |
| 2005-06 | 0.93                           | 1.17    | 1.15   |

**Number of Girls per 100 Boys**

| Years   | Number of Girls per 100 Boys in Classes |         |        |
|---------|---|---------|--------|
|         | I-V                                     | VI-VIII | IX-XII |
| 2001-02 | 86                                      | 82      | 89     |
| 2002-03 | 82                                      | 79      | 92     |
| 2003-04 | 88                                      | 82      | 89     |
| 2004-05 | 89                                      | 79      | 88     |
| 2005-06 | 93                                      | 88      | 92     |

## PUDUCHERRY

**Total Population: 974,345**  
(as per 2001 Census)

**Estimated 2005 Population: 1056**  
(in 000)

**Literacy Rates:**

**Total : 81.24**  
**Male : 88.62**  
**Female : 73.90**



### A: School Education

**No. of Institutions:**

(Figures in numbers)

| Years   | Number of Schools |               |           |               |
|---------|-------------------|---------------|-----------|---------------|
|         | Primary           | Upper Primary | Secondary | Sr. Secondary |
| 2001-02 | 319               | 132           | 129       | 68            |
| 2002-03 | 319               | 133           | 130       | 75            |
| 2003-04 | 329               | 125           | 138       | 77            |
| 2004-05 | 328               | 127           | 147       | 80            |
| 2005-06 | 327               | 119           | 152       | 89            |

**Enrolment**

(Figures in numbers)

| Years   | Enrolment in Classes |         |       |        |
|---------|----------------------|---------|-------|--------|
|         | I-V                  | VI-VIII | IX-X  | XI-XII |
| 2001-02 | 101348               | 66257   | 33575 | 16767  |
| 2002-03 | 97177                | 66712   | 35061 | 18695  |
| 2003-04 | 102021               | 67258   | 36943 | 20147  |
| 2004-05 | 103999               | 67096   | 38869 | 21250  |
| 2005-06 | 106069               | 66421   | 40240 | 22364  |

**Gross Enrolment Ratio**

| Years   | Gross Enrolment Ratio in Classes |         |        |
|---------|----------------------------------|---------|--------|
|         | I-V                              | VI-VIII | IX-XII |
| 2001-02 | 76.20                            | 92.00   | 54.83  |
| 2002-03 | 116.17                           | 120.27  | 70.68  |
| 2003-04 | 120.37                           | 119.68  | 74.06  |
| 2004-05 | 131.64                           | 108.22  | 76.10  |
| 2005-06 | 134.26                           | 107.13  | 79.25  |

**Drop-out Rates**

| Years   | Drop-out Rates in Classes |        |       |
|---------|---------------------------|--------|-------|
|         | I-V                       | I-VIII | I-X   |
| 2001-02 | 0.00                      | 2.92   | 25.26 |
| 2002-03 | 0.00                      | 0.00   | 21.69 |
| 2003-04 | 0.00                      | 0.00   | 22.96 |
| 2004-05 | 0.00                      | 0.00   | 16.89 |
| 2005-06 | 0.00                      | 0.00   | 13.69 |

**No. of Teachers**

(Figures in numbers)

| Years   | Number of Teachers in |                       |                   |                       |
|---------|-----------------------|-----------------------|-------------------|-----------------------|
|         | Primary Schools       | Upper Primary Schools | Secondary Schools | Sr. Secondary Schools |
| 2001-02 | 2356                  | 1574                  | 2346              | 2889                  |
| 2002-03 | 1754                  | 1593                  | 2172              | 2643                  |
| 2003-04 | 2876                  | 1593                  | 2444              | 3113                  |
| 2004-05 | 2969                  | 1622                  | 2644              | 3161                  |
| 2005-06 | 2853                  | 1534                  | 2748              | 3297                  |

**Pupil Teacher Ratio**

| Years   | Pupil Teacher Ratio in |                       |                   |                       |
|---------|------------------------|-----------------------|-------------------|-----------------------|
|         | Primary Schools        | Upper Primary Schools | Secondary Schools | Sr. Secondary Schools |
| 2001-02 | 25                     | 23                    | 27                | 28                    |
| 2002-03 | 21                     | 23                    | 27                | 32                    |
| 2003-04 | 24                     | 22                    | 27                | 29                    |
| 2004-05 | 24                     | 21                    | 26                | 29                    |
| 2005-06 | 26                     | 20                    | 25                | 30                    |

**Gender Parity Index**

| Years   | Gender Parity Index in Classes |         |        |
|---------|--------------------------------|---------|--------|
|         | I-V                            | VI-VIII | IX-XII |
| 2001-02 | 0.82                           | 0.88    | 0.95   |
| 2002-03 | 0.98                           | 0.96    | 1.02   |
| 2003-04 | 0.97                           | 0.96    | 1.05   |
| 2004-05 | 0.87                           | 0.92    | 0.99   |
| 2005-06 | 0.88                           | 0.91    | 0.99.  |

**Number of Girls per 100 Boys**

| Years   | Number of Girls per 100 Boys in Classes |         |        |
|---------|---|---------|--------|
|         | I-V                                     | VI-VIII | IX-XII |
| 2001-02 | 91                                      | 93      | 98     |
| 2002-03 | 94                                      | 92      | 99     |
| 2003-04 | 93                                      | 92      | 101    |
| 2004-05 | 94                                      | 92      | 102    |
| 2005-06 | 95                                      | 91      | 102    |



## B. Tertiary Education:

### Number of Institutions

(Figures in number)

| Institutions/Universities                     | 2001-02 | 2002-03 | 2003-04 | 2004-05 | 2005-06 |
|---|---------|---------|---------|---------|---------|
| Universities                                  | 1       | 1       | 1       | 1       | 1       |
| Deemed to be Universities                     | 0       | 0       | 0       | 0       | 0       |
| Instt. of National Importance                 | 0       | 0       | 0       | 0       | 0       |
| Research Institutes                           | 0       | 0       | 0       | 0       | 0       |
| Colleges for General Education                | 11      | 11      | 11      | 11      | 17      |
| Engg., Tech & Arch. Collages                  | 5       | 5       | 5       | 5       | 5       |
| Medical Colleges (Allo./ Ayur./ Homeo/ Unani) | 5       | 6       | 0       | 6       | 9       |

### Enrolment

(Figures in number)

| Courses  | Enrolment during the year |         |         |         |         |
|--|---------------------------|---------|---------|---------|---------|
|  | 2001-02                   | 2002-03 | 2003-04 | 2004-05 | 2005-06 |
| Ph.D/D.Sc./D.Phill.  | 384                       | 282     | 284     | 299     | 474     |
| M.A.   | 664                       | 866     | 880     | 927     | 728     |
| M.Sc.  | 595                       | 785     | 795     | 837     | 725     |
| M.Com.   | 140                       | 220     | 225     | 236     | 199     |
| B.A./B.A. (Hons)   | 2925                      | 3096    | 3181    | 3355    | 5496    |
| B.Sc./B.Sc.(Hons.)   | 2485                      | 2820    | 2894    | 3051    | 3145    |
| B.Com./B.Com(Hons.)  | 1137                      | 1662    | 1703    | 1796    | 2758    |
| B.E./B.Sc.(Engg/B.Arch.)                                       | 1168                      | 4390    | 4356    | 4577    | 7821    |
| Medicine, Dentistry, Nursing, Pharmacy, Ayurvedic & Unani etc. | 1192                      | 1600    | 1610    | 1693    | 2742    |
| B.Ed.  | 1168                      | 1167    | 1202    | 1269    | 2147    |
| Open University  | -                         | -       | -       | -       | 0       |
| Polytechnic  | -                         | -       | -       | -       | 2760    |
| Others   | 0                         | 2036    | 2052    | 2159    | 2159    |
| Total  | 11858                     | 18924   | 19182   | 20199   | 31154   |